

MYETF DOW JONES ISLAMIC MARKET MALAYSIA TITANS 25

ANNUAL REPORT

For the Financial Year Ended 31 December 2022



i-VCAP Management Sdn Bhd
Company No.: 200701034939

(a wholly owned subsidiary of Kenanga Investors Berhad)

MYETF DOW JONES ISLAMIC MARKET MALAYSIA TITANS 25

Contents	Page
Corporate Directory	iii
Fund Information	1 - 2
Manager's Report	3 - 8
Fund Performance	9 - 13
Trustee's Report	14
Shariah Adviser's Report	15
Independent Auditors' Report	16 - 19
Statement by the Manager	20
Financial Statements	21 - 53
Directors' Profile	54 - 61
Directors' Training	62 - 66
Shariah Adviser's Profile	67 - 69
Trustee's Delegate	70

INTRODUCTION

MyETF Dow Jones Islamic Market Malaysia Titans 25 or MyETF-DJIM25 is the first Shariah exchange-traded-fund ("ETF") introduced in Asia and is currently one of the largest Shariah ETF in the world by asset size. It is designed to provide investment results that closely correspond to the performance of its Benchmark Index i.e. Dow Jones Islamic Market Malaysia Titans 25 Index ("DJMY25 Index").

Structured as an ETF, MyETF-DJIM25 is a liquid and cost efficient financial instrument for investors who wish to get immediate access to the performance of Malaysia's Shariah equity market. MyETF-DJIM25 was listed on the Main Market of Bursa Securities on 31 January 2008. The stock short name and stock number for MyETF-DJIM25 are "MYETFDJ" and "0821EA" respectively.

The Benchmark Index, DJMY25 Index, is a market-capitalisation weighted index of 25 largest Shariah-compliant securities listed on Bursa Malaysia Securities Berhad ("Bursa Securities"). Provided by S&P Dow Jones, the index is constructed and computed based on the robust methodology established by S&P Dow Jones in terms of investability and Shariah aspects.

CORPORATE DIRECTORY

Manager: **i-VCAP Management Sdn Bhd** Company No. 200701034939 (792968-D)

Registered Office

Level 17, Kenanga Tower
237, Jalan Tun Razak
50400 Kuala Lumpur, Malaysia.
Tel: 03-2172 2888
Fax: 03-2172 2999

Business Office

Level 14, Kenanga Tower
237, Jalan Tun Razak
50400 Kuala Lumpur, Malaysia.
Tel: 03-2172 3000
Fax: 03-2172 3080
E-mail: ivcap@kenanga.com.my
Website: www.ivcap.com.my

Luk Wai Hong, William (**Chairman**)

Imran Devindran Abdullah (**Independent Director**)

Norazian Ahmad Tajuddin (**Independent Director**)

Datuk Wira Ismitz Matthew De Alwis (**Non-Independent Director**)

Syed Umar Bin Abdul Rahman Alhadad (**Executive Director**)

Company Secretary: **Norliza Abd Samad** (MAICSA 7011089)

Level 17, Kenanga Tower, 237, Jalan Tun Razak, 50400 Kuala Lumpur, Malaysia.

Trustee: **Deutsche Trustees Malaysia Berhad** Company No. 200701005591 (763590-H)

Level 20, Menara IMC, 8, Jalan Sultan Ismail, 50250 Kuala Lumpur.
Tel: 03-2053 7522 Fax: 03-2053 7526

Auditor: **Ernst & Young PLT** Company No. 202006000003 (LLP0022760-LCA) & AF 0039

Level 23A, Menara Milenium, Jalan Damanlela, Pusat Bandar Damansara, 50490 Kuala Lumpur.
Tel: 03-7495 8000 Fax: 03-2095 5332

Tax Adviser: **PricewaterhouseCoopers Taxation Services Sdn Bhd**

Company No. 199801008604 (464731-M)

Level 15, 1 Sentral, Jalan Rakyat, Kuala Lumpur Sentral, 50706 Kuala Lumpur, Malaysia.
Tel: 03-2173 1188 Fax: 03-2173 1288

Participating Dealer: **CGS-CIMB Securities Sdn Bhd** Company No. 197901004504 (48703-W)

Level 12, Menara Bumiputra-Commerce, No. 11, Jalan Raja Laut, 50350 Kuala Lumpur.
Tel: 03-2635 8888 Fax: 03-2602 0119

Participating Dealer: **RHB Investment Bank Berhad** Company No. 197401002639 (19663-P)

Level 3A, Tower One, RHB Centre, Jalan Tun Razak 50400 Kuala Lumpur.
Tel: 03-2635 6666 Fax: 03-7710 0121

Shariah Adviser: **Amanie Advisors Sdn Bhd** Company No. 200501007003 (684050-H)

Level 13A-2, Menara Tokio Marine Life, 189, Jalan Tun Razak, 50400 Kuala Lumpur.
Tel: 03-2161 0260 Fax: 03-2161 0262

Share Registrar: **Boardroom Share Registrars Sdn Bhd** (formerly known as *Symphony Share Registrars Sdn Bhd*) Company No. 199601006647 (378993-D)

11th Floor, Menara Symphony, No. 5, Jalan Semangat (Jalan Professor Khoo Kay Kim),
Seksyen 13, 46200 Petaling Jaya, Selangor Darul Ehsan, Malaysia.
Tel: 03-7849 0777 Fax No: 03-7841 8151/8152

Custodian: Deutsche Bank (Malaysia) Berhad Company No. 199401026871 (312552-W)
(Trustee's Delegate) (Please refer to page 71 for Trustee's Delegate information)

Level 18, Menara IMC, 8, Jalan Sultan Ismail, 50250 Kuala Lumpur.
Tel: 03-2053 6788

Index Licensor: S&P Opco, LLC

55 Water Street, New York, New York 10041, United States of America.
Tel: (+1) 212 438 3544 Fax: (+1) 212 438 3523

Fund Accountant: Deutsche Trustees Malaysia Berhad
Company No. 200701005591 (763590-H)

Level 20, Menara IMC, 8, Jalan Sultan Ismail, 50250 Kuala Lumpur.
Tel: 03-2053 6788 Fax: 03-2031 8710

1. FUND INFORMATION

1.1 Fund Name

MyETF Dow Jones Islamic Market Malaysia Titans 25 (**"MyETF-DJIM25"** or **"the Fund"**)

1.2 Fund Category / Type

Shariah-Compliant Equity / Exchange-traded fund

1.3 Investment Objective

MyETF-DJIM25 is designed to provide investment results that closely correspond to the performance of the Benchmark Index. The Manager attempts to achieve an absolute value of tracking error of less than 3% between the Net Asset Value ("NAV") of the Fund and the Benchmark Index.

1.4 Investment Strategy

The Manager used techniques including indexing by way of full or partial replication and/or investing in certain authorised investments, in seeking to achieve the investment objective of the Fund, subject to conformity to the Shariah.

1.5 Benchmark Index

Dow Jones Islamic Market Malaysia Titans 25 Index (**"DJIM25 Index"** or **"the Benchmark Index"**)

The Benchmark Index is a market capitalisation weighted and free-float adjusted index provided by S&P Dow Jones Indices ("S&P Dow Jones").

The Benchmark Index was created on 18 January 2008 and constructed based on a reference value of 1,000 as of 17 January 2008. The Benchmark Index consists of 25 Shariah-Compliant securities of companies listed on Bursa Malaysia Securities Berhad ("Bursa Securities").

The universe for selection of the DJIM25 Index components includes all equities in the Dow Jones Islamic Market Malaysia Index, an index comprised of Malaysia-based companies that conform to the methodology established by S&P Dow Jones to screen stocks for compliance with the Shariah.

1.6 Distribution Policy

Annual, subject to the discretion of the Manager.

1.7 Commencement Date

22 January 2008

1.8 Breakdown of unit holdings of the Fund as at 31 December 2022

Size of holdings	No. of unit holders	No. of units held
Less than 100	5	140
100 - 1,000	151	64,326
1,001 - 10,000	76	283,800
10,001 - 100,000	12	283,900
100,001 - < 5%*	7	8,064,300
> = 5%*	1	128,803,534
Total	252	137,500,000

5%* - 5% of the units in circulation

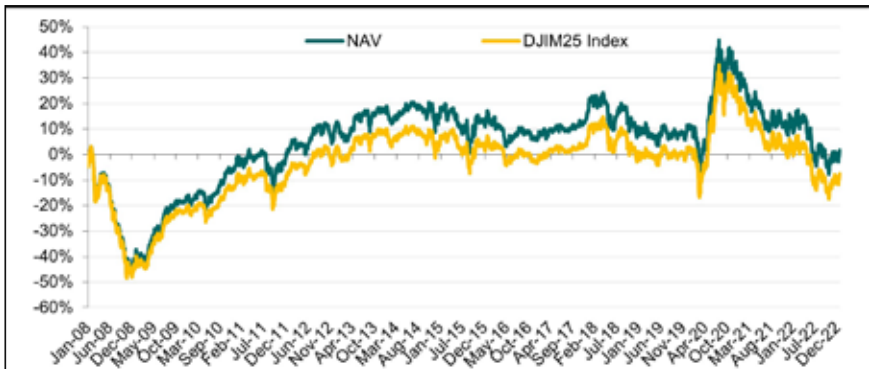
2. MANAGER'S REPORT

2.1 Explanation on whether the Fund has achieved its investment objective

For the Financial Year 2022, the Fund achieved its investment objective to track closely the underlying benchmark index, i.e. DJIM25 Index. As at 31 December 2022, the 3-year rolling tracking error between the NAV per unit of the Fund and the Benchmark Index on Price Return and Total Return basis were 0.10% and 0.13% respectively, well within the 3% limit stipulated under the Fund's investment objective.

2.2 Comparison between the Fund's performance and performance of the Benchmark

**Performance Chart Since Launch
MyETF-DJIM25 vs Benchmark**



Source: Bloomberg, i-VCAP

2.3 Investment strategies and policies employed during the financial year under review

The Manager adopted a replication strategy to manage the Fund. The Manager used techniques including indexing by way of full or partial replication and/or investing in certain authorised investments, in seeking to achieve the investment objective of the Fund, subject to conformity to the Shariah.

During the financial year under review, the Manager tracked the performance of the Benchmark Index by investing all, or substantially all, of the Fund's assets in the constituents of the Benchmark Index in largely the same weightings as they appear in the Benchmark Index.

2.4 Fund performance analysis based on NAV per unit (adjusted for income distribution; if any)

	Cumulative Returns ^(b)			
	1-Year (%)	3-Year (%)	5-Year (%)	Since inception (%)
MyETF-DJIM25 - NAV Price Return ^(a)	-12.27	-7.54	-13.32	1.51
DJIM25 - Price Return Index	-12.96	-8.71	-13.52	-4.65
MyETF-DJIM25 - NAV Total Return ^(a)	-10.70	-2.29	-4.48	33.36
DJIM25 - Total Return Index	-10.26	0.01	-0.71	55.57

Sources: Bloomberg, i-VCAP

(a) Independently sourced from Novagmi Analytics and Advisory Sdn. Bhd.

(b) Cumulative returns are up to 31 December 2022.

The Fund's NAV per unit decreased by 12.27% to RM1.051 from RM1.1571 in FY2022 tracking the weak performance of the general domestic equity market in 2022. The Fund started to the year on a low note following the weaker global equity's performance, reaching its peak at RM1.1737 on 3 March 2022, before the Fund's NAV retracing and reached its low of RM0.9227 on 13 October 2022 and closed the year at RM1.0151. Similarly, the Benchmark Index (DJIM25 Index) and Benchmark's Total Return Index (DJIM25 Total Return Index) had also decreased by 12.96% and 10.26%, respectively. The difference between the performance of the Fund and its Benchmark Index can largely be attributed to the Fund's operational costs.

2.5 Review of the market

Market review

The momentum that ended 2021's global equity markets on a high note was halted in January 2022 as the year started with sell-offs in most major markets as the concerns on the high inflationary environment and the ensuing monetary policy normalisation mounted over investors. US consumer inflation jumped to 7.0% year-on-year (YoY) in December 2021 despite the omicron threat, which fuelled speculations that the economy was overheating. The US Federal Reserve (Fed) signaled a hawkish interest rate policy to the market at the conclusion of the first Federal Open Market Committee (FOMC) of 2022. Locally, Investor sentiment was cautious during the month, and aggressive profit taking was seen in selective sectors such as Technology, in tandem with the steep sell-off on Wall Street as investors were spooked by hawkish interest rate comments by the Fed. FBM EMAS Shariah ended the month down 5.66%.

The weak run of the global market continued throughout February on the back of the geopolitical conflicts that escalated between Russia and Ukraine, ending the month in a full-scale invasion. The conflicts between the two nations have a far-reaching impact across global commodity markets, with Russia a key exporter of oil & gas, aluminum, palladium and fertilisers, while Ukraine ranks among the top exporters of wheat, barley, corn and sunflower oil. Meanwhile, in Malaysia, commodities-related sectors, namely Metals, Oil & Gas and Plantation outperformed on the back of higher commodity prices, following the Russian-Ukraine conflicts. The FBM KLCI and FBM EMAS Shariah ended the month 6.1% and 4.7% higher month-on-month (MoM), respectively.

2.5 Review of the market (contd.)

Market review (contd.)

The global equity markets fared better in March despite the sell-off on the Russia-Ukraine war. US equities ended the month higher, with S&P and Nasdaq rose 3.6% and 3.4%, respectively. The Fed raised interest rates by 25bps for the first time since 2018 after slashing them to near-zero during the COVID-19 pandemic. Russia's invasion on Ukraine continued despite many peace talks held during the month, impacting global commodity prices. Meanwhile, China rolled out the country's biggest COVID-19 lockdown to control the spread of the Omicron outbreak even after the nation's "zero-COVID" strategy was questioned. Locally, the government announced a special Employees Provident Fund withdrawal of RM10,000 per member and the decision to raise the minimum wage to RM1,500/month from 1st May. The FBM EMAS Shariah fell 1.44% at the end of March.

The market retraced in April in anticipation of the aggressive Fed's tightening policy for the next few months with a series of 50bps hike, taking the Fed Fund Rate towards the Fed's expected neutral rate of 2.5%-3.0% by year-end. Supply constraints and high commodity price has pushed the US CPI inflation to 8.5% YoY, pushing the 10-year treasury yield to 2.9%. The Dow and S&P 500 was down 8.7% and 4.9%, while Europe STOXX 50 closed 2.6% lower as concerns surrounding energy supply from Russia deepens. Asian equities performance were mixed for the month. The MSCI Asia ex-Japan fell 5.2% dragged by Taiwan (TAIEX -6.2%), Shanghai (SHCOMP -6.3%) and Hang Seng (HSI -4.1%), whilst the outperformers were Indonesia (JCI +2.2%) and Malaysia (KLCI +0.8%).

US market were flattish in May after rebounding from a 52-week lows during the month as China's prolonged lockdown, ongoing Russia-Ukraine war and concerns over inflations continued to weigh on investor sentiment. The Fed announced its second-rate hike of the year at 50bps and would begin shrinking its USD8.9 trillion balance sheet in June. On the other hand, Chinese equities rallied after Beijing unveiled a raft of support measures to cushion an economic slowdown triggered by the country's COVID-19 zero-tolerance approach. Back in Malaysia, May was a volatile month as the FBM EMAS Shariah fell -1.9%. Bank Negara Malaysia (BNM) unexpectedly raised the interest rate at May's Monetary Policy Committee (MPC) meeting to 2% from the record low of 1.75%.

Global market was badly impacted by Fed's 75bps interest rate hike in June 2022, the biggest increase since 1994. Soaring energy costs from the prolonged Russia-Ukraine war crisis accelerated the US CPI inflation rate to 8.6% YoY in May, the highest since 1981. US equities fell to close its worst first half in 52 years, with S&P 500 down by 20.6% in 1H2022, the Dow Jones fell by 15.3% in 1H2022, its worst first-half performance since 1962 while Nasdaq fell 29.5%, its worst first half record. Europe STOXX 50 closed 7.7% lower in June and -19.6% year-to-date (YTD). The global market weaknesses have dragged the local market down. The KLCI index fell by 8.74% in June to 10,503 points, its sharpest monthly decline since the start of the COVID-19 pandemic in March 2020.

After a sharp drop in June, US equities rebounded and rallied in July. The S&P 500 rose 9.1% MoM, the Nasdaq posted a 12.4% gain, while the Dow Jones was up 6.7% MoM, fuelled by better-than-expected earnings from some of the biggest US companies and investors' expectations that the Fed could be looking to slow its pace of interest rate hikes, after a 75bps hike for the second straight month. Equities fell in China following signs of a renewed regulatory crackdown, escalation of the property sector woes, rebound in COVID-19 cases and lack of major stimulus from the Politburo meeting. Locally, BNM hiked Overnight Policy Rate (OPR) by 25bps to 2.25% as market expected. The FBM EMAS Shariah climbed 2.2% in July.

2.5 Review of the market (contd.)

Market review (contd.)

Global equities were mixed in August, with most markets sliding towards the end of the month after a hawkish signal from the Fed at the Jackson Hole conference. US equities were among the hardest hit, with the S&P 500 ending 4.1% lower and Nasdaq dipped 4.6%. Over in Europe, the Euro STOXX 50 fell 5.1% MoM, as Eurozone inflation was at a new record high of 9.1% given the burgeoning energy crisis in the region. On the other hand, Asian markets posted positive returns in local currency terms such as India (Sensex +3.4%), Korea (KOSPI +0.8%), and Taiwan (TWSE +0.6%). ASEAN proved resilient with the MSCI ASEAN rising 1.3%, with leaders being Philippines (PCOMP +4.2%) and Thailand (SET +4%). Locally, FBM EMAS Shariah rose 0.57%. Sentiment was supported by relatively strong economic data over the month, chiefly 2Q2022 gross domestic product (GDP) growth which came in at a bumper 8.9%, exceeded street expectations of 7% and accelerated from 5% in 1Q2022.

The equities market remained weaker in September. Wall Street suffered its three consecutive quarterly decline as investors' sentiment was impacted by the Fed's prolonged hawkish stance as they signaled the intention to continue raising rates to reach a terminal rate of 4.60% in 2023. The Fed raised interest rate by 75bps to between 3.00-3.25% in September's FOMC meeting, as expected. Locally, as expected, BNM raised the OPR by 25bps to 2.50% at September MPC meeting. The FBM KLCI dipped below the 1,400 level for the lowest close in more than two years, dragged down by the turmoil in global markets and foreign selling. FBM EMAS Shariah index fell 7.45% in September.

US equities rebounded strongly in October with the Dow Jones Index, S&P500 and Nasdaq increasing by 14.0%, 8.0% and 3.9%, respectively. Market surged despite a weak third-quarter earnings season, showing a slowing growth and major disappointments from large tech companies such as Meta and Amazon. Over in China, President Xi Jinping was re-elected as General Secretary of the 20th Central Committee of the Communist Party of China and Chairman of the Central Military Commission. Locally, Budget 2023 was presented in Parliament. 2023 GDP was projected at 4-5% while 2022 GDP forecast was revised up to 6.5-7% (from 5.3-6.3%). The government forecasted 2023 fiscal deficit at 5.5% and expects 2023 inflation at 2.8-3.3%. The Prime Minister, Ismail Sabri, announced dissolution of Parliament to make way for 15th General Election. The FBM EMAS Shariah rose by 4.03% in October.

US equities continued their momentum in November, mainly driven by the easing CPI data release on 10th November and market optimism on a slower pace of rate hikes in the coming months. Although the Fed raised interest rates by 75 basis points to between 3.75-4.00% in the November FOMC meeting, Fed's Chairman signaled a downshift hike in the coming FOMC. Meanwhile, the government of China issued sweeping directives to rescue the property sector. Malaysia held its 15th general election on 19th November and faced a hung parliament scenario with no coalition winning majority votes. It was later resolved with the appointment of Datuk Seri Anwar Ibrahim as the 10th Prime Minister to form a unity government.

The fear of recession and Fed holding on to higher interest rate for a longer period loomed over the market as US equities fell in December. As expected, the Fed hiked the rate by 50bps in December's FOMC meeting as November CPI slid to 7.7% YoY. In Europe, the ECB signalled another 50bps hike following a 50bps rate hike. Meanwhile, in China, the government started to relax COVID restrictions as they downgraded COVID management from the top level to the second highest and unexpectedly announced a plan to end quarantine requirements for inbound travellers effective 8th January 2023. Locally, Prime Minister Anwar Ibrahim announced a new cabinet list and signed an MOU agreement with other coalition to back the unity government for political stability. The KLCI EMAS Shariah rose 1.44% in December on window dressing activities.

2.5 Review of the market (contd.)

Market review (contd.)

Overall, 2022 was a weak year for Malaysian equity market following the global market weakness, coupled with the political uncertainty throughout the year. FBMKLCI, FBM Small Cap and FBM Shariah index ended at -4.6%, -10.8% and -5.3%, respectively. The DJIM25 Index started well at the beginning of the year, reaching its peak at 1,036 on 3 March 2022 and retraced to its lowest level of 796 points on 13 October 2022 before ended the year at 891 point, translating to a decline of 12.27% in 2022. Meanwhile, foreign investors recorded a net inflow of RM4.38 billion in Malaysian equities for the year. The Ringgit depreciated by 5.71% against the USD to RM4.4040/USD in 2022.

Chart: DJIM25 Index Performance in FY2022



Sources: Bloomberg, i-VCAP

Market outlook

Global equities are expected to remain volatile with mixed growth data and economic outlook in the developed market. However, the Fed could signal a pause or a more accommodative stance, should inflation continue to decline, which would be positive for market sentiment.

Locally, the country continues to expect robust domestic economic activity (+4% GDP growth forecasted for 2023) and controlled inflation via subsidies, but remains sensitive to global growth given the high proportion of exports to GDP. With the conclusion of the General Election and removal of the uncertainty factor, investors could have more confidence to deploy capital.

2.6 Distributions

For the financial year under review, the Fund has declared the following income distribution:

	Gross/Net distribution per unit (sen)	Ex-NAV per unit (RM)
11 November 2022	1.81	0.9907

2.7 Details of any unit split exercise

The Fund did not carry out any unit split exercise during the financial year under review.

2.8 Significant changes in the state of affairs of the Fund during the financial year

There were no significant changes in the state of affairs of the Fund during the financial year and up until the date of the manager's report, not otherwise disclosed in the financial statements.

2.9 Circumstances that materially affect any interests of the unit holders

There were no circumstances that materially affected any interests of the unit holders during the financial year under review.

2.10 Rebates and soft commissions

It is the policy of the Manager to credit any rebates received into the account of the Fund. Any soft commissions received by investment manager on behalf of the Fund are in the form of research and advisory services that assist in the decision making process relating to the investment of the Fund which are of demonstrable benefit to unit holders of the Fund. Any dealing with the broker or dealer is executed on terms which are the most favourable for the Fund. Nevertheless, the Manager did not received soft commissions from its stockbrokers during the financial year under review.

2.11 Cross-trade

During the financial year under review, no cross-trade transactions were undertaken by the Manager for the Fund.

2.12 Securities financing transactions

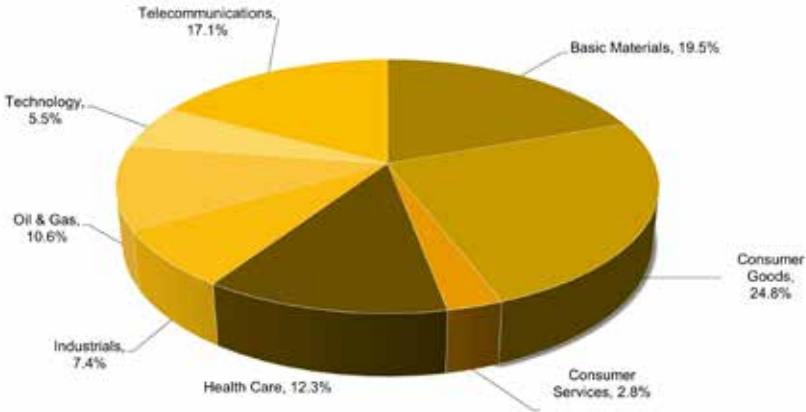
Securities financing transactions are transactions consisting of securities financing or repurchase. During the financial year under review, the Fund had not undertaken any securities financing transactions.

3. FUND PERFORMANCE

3.1 Details of portfolio composition of the Fund for the financial year as at 31 December 2022 is as follows:

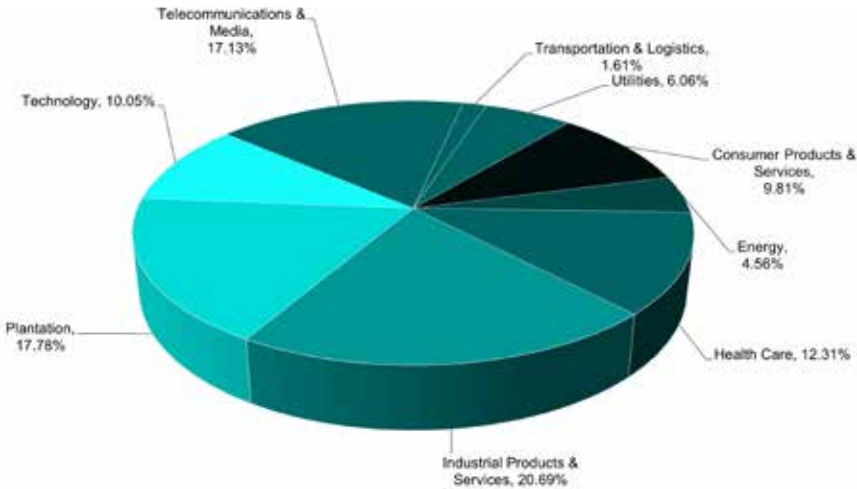
Based on Fund's quoted investments as at 31 December 2022, the sector allocation of DJIM25 Index based on S&P Dow Jones and Bursa Securities sector classifications are as follows:

Chart 1(a): Sector Classification – S&P Dow Jones



Source: S&P Dow Jones

Chart 1(b): Sector Classification - Bursa Malaysia



Sources: Bursa Malaysia, S&P Dow Jones

3.1 Details of portfolio composition of the Fund for the financial year as at 31 December 2022 is as follows: (contd.)

S&P Dow Jones performed quarterly review and rebalanced the composition of the Benchmark Index in accordance with its index methodology. The quarterly review had resulted in changes to the component stocks as well as the weightings of the stocks in the Benchmark Index. The Manager had undertaken rebalancing exercise in accordance to the changes by S&P Dow Jones to ensure that the Fund's investment would be reflective of the changes in the Benchmark Index. The stock inclusions and exclusions during the respective quarterly review are summarised in Table 1.

In terms of sectoral weightings, notable changes to the Fund's sector composition as compared to end-December 2021 was the decrease in Health Care from 18.5% to 12.5% due to the declined in gloves sector weighting in the Index. On the other hand, Technology sector recorded the highest increase in weighting during the period.

Table 1: List of Inclusions and Exclusions

	Stock Inclusions	Stock Exclusions
1Q22	V.S. Industry Berhad	Dagang NeXchange Berhad
2Q22	-	-
3Q22	CTOS Digital Berhad	Kossan Rubber Industries
4Q22	TIME dotCom Berhad Westports Holdings Berhad	-

Details of the key changes for the reporting year and the Fund's latest top holdings are as follows:

Table 2: Top Ten Holdings of the Fund as at 31 December 2022

Stock	% of NAV
1. PETRONAS Chemicals Group Berhad	11.3
2. IHH Healthcare Berhad	8.9
3. Press Metal Aluminium Holdings Berhad	7.9
4. Sime Darby Plantation Berhad	7.0
5. Digi.Com Berhad	6.1
6. PETRONAS Gas Berhad	6.0
7. IOI Corporation Berhad	5.8
8. Kuala Lumpur Kepong Berhad	5.7
9. Dialog Group Berhad	4.7
10. Telekom Malaysia Berhad	4.2
Total	67.6

Sources: i-VCAP

3.1 Details of portfolio composition of the Fund for the financial year as at 31 December 2022 is as follows: (contd.)

Table 3: Change in Fund's Sector Allocation

	As at 31-Dec-22	As at 31-Dec-21	Change (%)
Consumer Products and Services	9.6%	12.9%	-3.3%
Energy	4.7%	4.4%	0.3%
Health Care	12.5%	18.5%	-6.0%
Industrial Products and Services	20.3%	16.9%	3.4%
Plantation	18.5%	13.6%	4.9%
Technology	9.6%	12.6%	-3.0%
Telecommunications and Media	16.8%	13.8%	3.0%
Transportation and Logistics	1.6%	-	1.6%
Utilities	6.0%	6.9%	-0.9%
Cash and Others	0.4%	0.4%	-

Sources: Bursa Malaysia, i-VCAP

Details of the Fund's quoted Investments as at 31 December 2022 are disclosed under Note 4 of the financial statements.

3.2 Performance details of the Fund for financial year ended 31 December 2022 is as follows:

The key statistics and comparative performance of the Fund for the financial year ended 31 December 2022 are summarised as follows:

	01.01.2022 - 31.12.2022	01.01.2021 - 31.12.2021	01.01.2020 - 31.12.2020	01.01.2019 - 31.12.2019	01.01.2018 - 31.12.2018
NAV per unit (RM)	1.0151	1.1571	1.2873	1.0979	1.1079
NAV per unit (RM) (before distribution)	1.0088	1.2192	1.0079	1.0917	1.2177
NAV per unit (RM) (after distribution)	0.9907	1.1955	0.9898	1.0673	1.1956
- Highest	1.1737 (03 Mar)	1.3177 (12 Jan)	1.4463 (06 Aug)	1.1231 (21 Feb)	1.2425 (19 Apr)
- Lowest	0.9227 (13 Oct)	1.0770 (14 Dec)	0.8893 (19 Mar)	1.0356 (14 May)	1.0655 (18 Dec)
Price per unit (RM)	0.9900	1.1400	1.3000	1.1300	1.1300
- Highest	1.1700 (08 Apr)	1.4000 (13 Apr)	1.4150 (30 Jul)	1.1500 (25 Jun)	1.2400 (17 Apr)
- Lowest	0.9300 (13 Oct)	1.0900 (22 Dec)	0.8600 (31 Mar)	1.0400 (07 Jun)	1.0600 (19 Dec)
Units in Circulation	135,400,000	137,500,000	257,500,000	267,900,000	275,900,000
Total NAV (RM)	137,451,126	159,098,102	331,478,307	294,127,661	305,676,783
Total NAV (RM) (before distribution)	138,711,209	231,031,418	257,240,436	301,188,808	317,445,472
Total NAV (RM) (after distribution)	136,222,459	226,445,468	294,456,849	294,456,848	311,224,302
Market Capitalisation (RM)	134,046,000	156,750,000	334,750,000	302,727,000	311,767,000
DJIM25 Index	890.51	1,023.10	1,150.09	975.47	974.09
DJIM25 Total Return Index	1,453.01	1,619.15	1,753.13	1,452.90	1,418.75
Tracking Error vs. Price Return DJIM25 Index (%)*	0.10	0.11	0.14	0.12	0.04
Tracking Error vs. Total Return DJIM25 Index (%)*	0.10	0.13	0.15	0.12	0.02
Total Expense Ratio (%)	0.55	0.51	0.54	0.52	0.54

Sources: Bloomberg, i-VCAP

* The 3-year rolling tracking error between the NAV per unit of the Fund and the Price Return and Total Return Benchmark Index. The calculation was independently sourced from Novagni Analytics and Advisory Sdn. Bhd.

3.3 Average total return for the Fund

	Average Returns ^(b)			
	1-Year (%)	3-Year (%)	5-Year (%)	Since Inception (%)
MyETF-DJIM25 - NAV Price Return ^(a)	-12.27	-7.54	-13.32	1.51
DJIM25 - Price Return Index	-12.96	-8.71	-13.52	-4.65
MyETF-DJIM25 - NAV Total Return ^(a)	-10.70	-2.29	-4.48	33.36
DJIM25 - Total Return Index	-10.26	0.01	-0.71	55.57

Sources: Bloomberg, i-VCAP

(a) Independently sourced from Novagni Analytics and Advisory Sdn. Bhd.

(b) Average returns for DJIM25 Price Return Index and DJIM25 Total Return Index are annualized figures computed based on the price and total returns for the respective period.

3.4 Annual total return of the Fund

	2022 (%)	2021 (%)	2020 (%)	2019 (%)	2018 (%)
MyETF-DJIM25 - NAV Price Return ^(a)	-12.27	-10.11	17.25	-0.90	-5.40
DJIM25 - Price Return Index	-12.96	-11.04	17.90	0.14	-5.41
MyETF-DJIM25 - NAV Total Return ^(a)	-10.70	-8.33	19.42	1.36	-3.51
DJIM25 - Total Return Index	-10.26	-7.64	20.66	2.41	-3.05

Sources: Bloomberg, i-VCAP

(a) Independently sourced from Novagni Analytics and Advisory Sdn. Bhd.

Investors are reminded that past performance is not necessarily indicative of future performance. Unit prices and investment returns may fluctuate.

4. TRUSTEE'S REPORT TO THE UNIT HOLDERS OF MYETF DOW JONES ISLAMIC MARKET MALAYSIA TITANS 25 ("FUND")

We have acted as Trustee of the Fund for the financial year ended 31 December 2022 and we hereby confirm to the best of our knowledge, after having made all reasonable enquiries, i-VCAP Management Sdn. Bhd. has operated and managed the Fund during the year covered by these financial statements in accordance with the following:

1. Limitations imposed on the investment powers of the management company under the deed, securities laws and the Guidelines on Exchange-traded Funds;
2. Valuation and pricing is carried out in accordance with the deed; and
3. Any creation and cancellation of units are carried out in accordance with the deed and any regulatory requirement.

We are of the opinion that the distribution of income by the Fund is appropriate and reflects the investment objective of the Fund.

For Deutsche Trustees Malaysia Berhad

Soon Lai Ching
Senior Manager, Trustee Operations

Jiva Munusamy
Head, Client Management

Kuala Lumpur
28 February 2023

**5. SHARIAH ADVISER'S REPORT
TO THE UNIT HOLDERS OF MYETF DOW JONES ISLAMIC MARKET MALAYSIA TITANS
25 ("FUND")**

We hereby confirm the following:

1. To the best of our knowledge, after having made all reasonable enquiries, i-VCAP Management Sdn. Bhd. has operated and managed the Fund during the period covered by these financial statements in accordance with the Shariah principles and complied with the applicable guidelines, rulings or decisions issued by the Securities Commission Malaysia ("SC") pertaining to Shariah matters; and
2. The asset of the Fund comprises of instruments that have been classified as Shariah compliant.

For Amanie Advisors Sdn Bhd

Tan Sri Dr. Mohd Daud Bakar
Executive Chairman

Date: 28 February 2023

6. INDEPENDENT AUDITORS' REPORT TO THE UNIT HOLDERS OF MYETF DOW JONES ISLAMIC MARKET MALAYSIA TITANS 25

Report on the audit of the financial statements

Opinion

We have audited the financial statements of MyETF Dow Jones Islamic Market Malaysia Titans 25 ("the Fund"), which comprise the statement of financial position as at 31 December 2022, and the statement of comprehensive income, statement of changes in net asset value and statement of cash flows of the Fund for the financial year then ended, and notes to the financial statements, including a summary of significant accounting policies and other explanatory information, as set out on pages 22 to 54.

In our opinion, the accompanying financial statements give a true and fair view of the financial position of the Fund as at 31 December 2022 and of its financial performance and cash flows for the financial year then ended in accordance with Malaysian Financial Reporting Standards and International Financial Reporting Standards.

Basis for opinion

We conducted our audit in accordance with approved standards on auditing in Malaysia and International Standards on Auditing. Our responsibilities under those standards are further described in the *Auditors' responsibilities for the audit of the financial statements* section of our report. We believe that the audit evidence we have obtained is sufficient and appropriate to provide a basis for our audit opinion.

Independence and other ethical responsibilities

We are independent of the Fund in accordance with the By-Laws (on Professional Ethics, Conduct and Practice) of the Malaysian Institute of Accountants ("By-Laws") and the International Code of Ethics for Professional Accountants (including International Independence Standards) ("IESBA Code"), and we have fulfilled our other ethical responsibilities in accordance with the By-Laws and the IESBA Code.

Key audit matters

Key audit matters are those matters that, in our professional judgement, were of most significance in our audit of the financial statements of the Fund for the current financial year. These matters were addressed in the context of our audit of the financial statements of the Fund as a whole, and in forming our opinion thereon, and we do not provide a separate opinion on these matters. For each matter below, our description of how our audit addressed the matter is provided in that context.

We have fulfilled the responsibilities described in the *Auditors' responsibilities for the audit of the financial statements* section of our report, including in relation to these matters. Accordingly, our audit included the performance of procedures designed to respond to our assessment of the risks of material misstatement of the financial statements. The results of our audit procedures, including the procedures performed to address the matters below, provide the basis of our audit opinion on the accompanying financial statements.

6. INDEPENDENT AUDITORS' REPORT TO THE UNIT HOLDERS OF MYETF DOW JONES ISLAMIC MARKET MALAYSIA TITANS 25 (CONTD.)

Key audit matters (contd.)

Financial assets at fair value through profit or loss

Description

The financial assets at fair value through profit or loss ("FVTPL") of the Fund comprise only of listed Shariah-compliant equity securities. and are valued at RM136,848,188 as at 31 December 2022.

The valuation and existence of the financial assets at FVTPL is the key driver of the Fund's net asset value. Incorrect pricing of financial assets at FVTPL could have a significant impact on its net asset value and, therefore, the return generated for unit holders.

The Fund's accounting policy on the financial assets at FVTPL is included in Note 3(c), and its disclosures about the fair values of the investments held at the reporting date are included in Notes 4 and 20 to the financial statements.

Our responses

Our audit work to address valuation and existence of the financial assets at FVTPL includes the following:

- Understanding processes and controls put in place by the Manager of the Fund ("the Manager") and the third party service provider, performing walkthrough procedures and testing the operating effectiveness of relevant controls over the financial assets at FVTPL on a sampling basis to assess compliance with relevant accounting standards;
- Testing the valuation of the financial assets at FVTPL as at reporting date by independently agreeing the price used in the valuation to the published prices by the relevant stock exchange;
- Obtaining confirmation of the existence of the financial assets at FVTPL as at the reporting date directly from the Fund's custodian; and
- Reviewing the adequacy of the disclosures on the financial assets at FVTPL in the Fund's financial statements.

Information other than the financial statements and auditors' report thereon

The Manager of the Fund ("the Manager") is responsible for the other information. The other information comprises the information included in the annual report of the Fund, but does not include the financial statements of the Fund and our auditors' report thereon.

Our opinion on the financial statements of the Fund does not cover the other information and we do not express any form of assurance conclusion thereon.

6. INDEPENDENT AUDITORS' REPORT TO THE UNIT HOLDERS OF MYETF DOW JONES ISLAMIC MARKET MALAYSIA TITANS 25 (CONTD.)

Information other than the financial statements and auditors' report thereon (contd.)

In connection with our audit of the financial statements of the Fund, our responsibility is to read the other information and, in doing so, consider whether the other information is materially inconsistent with the financial statements of the Fund or our knowledge obtained in the audit or otherwise appears to be materially misstated.

If, based on the work we have performed, we conclude that there is a material misstatement of this other information, we are required to report that fact. We have nothing to report in this regard.

Responsibilities of the Manager and the Trustee for the financial statements

The Manager is responsible for the preparation of financial statements of the Fund that give a true and fair view in accordance with Malaysian Financial Reporting Standards and International Financial Reporting Standards. The Manager is also responsible for such internal control as the Manager determines is necessary to enable the preparation of financial statements of the Fund that are free from material misstatement, whether due to fraud or error.

In preparing the financial statements of the Fund, the Manager is responsible for assessing the Fund's ability to continue as a going concern, disclosing, as applicable, matters related to going concern and using the going concern basis of accounting unless the Manager either intends to liquidate the Fund or to cease operations, or has no realistic alternative but to do so.

The Trustee is responsible for overseeing the Fund's financial reporting process. The Trustee is also responsible for ensuring that the Manager maintains proper accounting and other records as are necessary to enable true and fair presentation of these financial statements.

Auditors' responsibilities for the audit of the financial statements

Our objectives are to obtain reasonable assurance about whether the financial statements of the Fund as a whole are free from material misstatement, whether due to fraud or error, and to issue an auditors' report that includes our opinion. Reasonable assurance is a high level of assurance, but is not a guarantee that an audit conducted in accordance with approved standards on auditing in Malaysia and International Standards on Auditing will always detect a material misstatement when it exists. Misstatements can arise from fraud or error and are considered material if, individually or in the aggregate, they could reasonably be expected to influence the economic decisions of users taken on the basis of these financial statements.

As part of an audit in accordance with approved standards on auditing in Malaysia and International Standards on Auditing, we exercise professional judgment and maintain professional skepticism throughout the audit. We also:

- Identify and assess the risks of material misstatement of the financial statements of the Fund, whether due to fraud or error, design and perform audit procedures responsive to those risks, and obtain audit evidence that is sufficient and appropriate to provide a basis for our opinion. The risk of not detecting a material misstatement resulting from fraud is higher than for one resulting from error, as fraud may involve collusion, forgery, intentional omissions, misrepresentations, or the override of internal control.

6. INDEPENDENT AUDITORS' REPORT TO THE UNIT HOLDERS OF MYETF DOW JONES ISLAMIC MARKET MALAYSIA TITANS 25 (CONTD.)

Auditors' responsibilities for the audit of the financial statements (contd.)

- Obtain an understanding of internal control relevant to the audit in order to design audit procedures that are appropriate in the circumstances, but not for the purpose of expressing an opinion on the effectiveness of the Fund's internal control.
- Evaluate the appropriateness of accounting policies used and the reasonableness of accounting estimates and related disclosures made by the Manager.
- Conclude on the appropriateness of the Manager's use of the going concern basis of accounting and, based on the audit evidence obtained, whether a material uncertainty exists related to events or conditions that may cast significant doubt on the Fund's ability to continue as a going concern. If we conclude that a material uncertainty exists, we are required to draw attention in our auditors' report to the related disclosures in the financial statements of the Fund or, if such disclosures are inadequate, to modify our opinion. Our conclusions are based on the audit evidence obtained up to the date of our auditors' report. However, future events or conditions may cause the Fund to cease to continue as a going concern.
- Evaluate the overall presentation, structure and content of the financial statements of the Fund, including the disclosures, and whether the financial statements of the Fund represent the underlying transactions and events in a manner that achieves fair presentation.

We communicate with the Manager regarding, among other matters, the planned scope and timing of the audit and significant audit findings, including any significant deficiencies in internal control that we identify during our audit.

Other matters

This report is made solely to the unit holders of the Fund, as a body, in accordance with the Guidelines on Exchange-traded Funds issued by the Securities Commission Malaysia and for no other purpose. We do not assume responsibility to any other person for the content of this report.

The financial statements of the Fund for the year ended 31 December 2020 were audited by another auditor who expressed an unmodified opinion on those statements on 16 February 2021.

Ernst & Young PLT
202006000003 (LLP0022760-LCA) & AF 0039
Chartered Accountants

Ng Sue Ean
No. 03276/07/2024 J
Chartered Accountant

Kuala Lumpur, Malaysia

28 February 2023

7. STATEMENT BY THE MANAGER

I, Syed Umar Bin Abdul Rahman Alhadad, being a director of *i*-VCAP Management Sdn. Bhd., do hereby state that, in the opinion of the Manager, the accompanying statement of financial position as at 31 December 2022 and the related statement of comprehensive income, statement of changes in net asset value and statement of cash flows for the financial year ended 31 December 2022 together with notes thereto, are drawn up in accordance with Malaysian Financial Reporting Standards and International Financial Reporting Standards so as to give a true and fair view of the financial position of MyETF Dow Jones Islamic Market Malaysia Titans 25 as at 31 December 2022 and of its financial performance and cash flows for the financial year then ended and comply with the requirements of the Deed.

For and on behalf of the Manager
i-VCAP MANAGEMENT SDN. BHD.

SYED UMAR BIN ABDUL RAHMAN ALHADAD
Executive Director/Acting Chief Executive Officer

Kuala Lumpur, Malaysia

28 February 2023

8. FINANCIAL STATEMENTS

8.1 STATEMENT OF COMPREHENSIVE INCOME FOR THE FINANCIAL YEAR ENDED 31 DECEMBER 2022

	Note	2022 RM	2021 RM
INVESTMENT INCOME			
Dividend income		4,434,808	7,314,980
Profit income		17,517	24,932
Net loss from Shariah-compliant investments:			
- Financial assets at fair value through profit or loss ("FVTPL")	4	<u>(20,577,371)</u>	<u>(27,915,206)</u>
		<u>(16,125,046)</u>	<u>(20,575,294)</u>
EXPENSES			
Manager's fee	5	574,479	756,213
Trustee's fee	6	71,810	94,527
Index license fee	7	57,448	75,622
Auditors' remuneration		15,000	15,000
Tax agent's fee		9,923	9,950
Other expenses		68,233	21,656
Brokerage and other transaction costs		<u>109,197</u>	<u>157,594</u>
		<u>906,090</u>	<u>1,130,562</u>
NET LOSS BEFORE TAX		(17,031,136)	(21,705,856)
Income tax	8	<u>-</u>	<u>-</u>
NET LOSS AFTER TAX, REPRESENTING TOTAL COMPREHENSIVE LOSS FOR THE FINANCIAL YEAR		<u>(17,031,136)</u>	<u>(21,705,856)</u>
Net loss after tax is made up as follows:			
Realised gain		4,001,584	35,037,064
Unrealised loss	4	<u>(21,032,720)</u>	<u>(56,742,920)</u>
		<u>(17,031,136)</u>	<u>(21,705,856)</u>
Distribution for the financial year:			
Net distribution (RM)	9	<u>2,488,750</u>	<u>4,585,950</u>
Gross/Net distribution per unit (sen)	9	<u>1.81</u>	<u>2.37</u>

The accompanying notes form an integral part of the financial statements.

8.2 STATEMENT OF FINANCIAL POSITION AS AT 31 DECEMBER 2022

	Note	2022 RM	2021 RM
ASSETS			
INVESTMENTS			
Financial assets at FVTPL	4	136,848,188	158,494,802
Short term Islamic deposits	10	<u>720,000</u>	<u>526,000</u>
		<u>137,568,188</u>	<u>159,020,802</u>
OTHER ASSETS			
Amount due from licensed financial institutions	11	2,104,331	-
Other receivables	12	38,479	85,340
Prepayment		1,440	-
Cash at bank		<u>63,578</u>	<u>284,126</u>
		<u>2,207,828</u>	<u>369,466</u>
TOTAL ASSETS		<u>139,776,016</u>	<u>159,390,268</u>
LIABILITIES			
Amount due to Manager		2,172,042	51,388
Amount due to Trustee		5,619	6,423
Amount due to Index Provider		19,602	108,863
Other payables	13	<u>127,627</u>	<u>125,492</u>
TOTAL LIABILITIES		<u>2,324,890</u>	<u>292,166</u>
EQUITY			
Unit holders' contribution		121,202,694	123,329,784
Retained earnings		<u>16,248,432</u>	<u>35,768,318</u>
NET ASSET VALUE ("NAV") ATTRIBUTABLE TO UNIT HOLDERS	14	<u>137,451,126</u>	<u>159,098,102</u>
TOTAL LIABILITIES AND EQUITY		<u>139,776,016</u>	<u>159,390,268</u>
NUMBER OF UNITS IN CIRCULATION	14(a)	<u>135,400,000</u>	<u>137,500,000</u>
NAV PER UNIT (RM)		<u>1.0151</u>	<u>1.1571</u>

The accompanying notes form an integral part of the financial statements.

**8.3 STATEMENT OF CHANGES IN NET ASSET VALUE
FOR THE FINANCIAL YEAR ENDED 31 DECEMBER 2022**

	Note	Unit holders' contribution RM	Retained earnings RM	Total NAV RM
2022				
At beginning of the financial year		123,329,784	35,768,318	159,098,102
Total comprehensive loss		-	(17,031,136)	(17,031,136)
Cancellation of units	14(a)	(2,127,090)	-	(2,127,090)
Distribution	9	-	(2,488,750)	(2,488,750)
At end of the financial year		<u>121,202,694</u>	<u>16,248,432</u>	<u>137,451,126</u>
2021				
At beginning of the financial year		269,418,184	62,060,124	331,478,308
Total comprehensive loss		-	(21,705,856)	(21,705,856)
Cancellation of units	14(a)	(146,088,400)	-	(146,088,400)
Distribution	9	-	(4,585,950)	(4,585,950)
At end of the financial year		<u>123,329,784</u>	<u>35,768,318</u>	<u>159,098,102</u>

The accompanying notes form an integral part of the financial statements.

**8.4 STATEMENT OF CASH FLOWS
FOR THE FINANCIAL YEAR ENDED 31 DECEMBER 2022**

	2022	2021
	RM	RM
CASH FLOWS FROM OPERATING AND INVESTING ACTIVITIES		
Proceeds from sale of financial assets at FVTPL	21,342,455	172,936,074
Dividends received	4,482,056	8,344,321
Profit from short term Islamic deposits received	17,130	25,007
Tax agent's fee paid	(4,950)	(5,000)
Auditors' remuneration paid	(14,000)	(15,763)
Payment for other fees and expenses	(73,511)	(25,781)
Trustee's fee paid	(72,614)	(102,522)
Index license fee paid	(146,709)	(36,656)
Manager's fee paid	(580,915)	(820,170)
Purchase of financial assets at FVTPL	<u>(22,486,740)</u>	<u>(29,836,554)</u>
Net cash generated from operating and investing activities	<u>2,462,202</u>	<u>150,462,956</u>
CASH FLOWS FROM FINANCING ACTIVITIES		
Cash paid on units cancelled	-	(146,088,400)
Income distribution paid	<u>(2,488,750)</u>	<u>(4,585,950)</u>
Net cash used in financing activities	<u>(2,488,750)</u>	<u>(150,674,350)</u>
NET DECREASE IN CASH AND CASH EQUIVALENTS	(26,548)	(211,394)
CASH AND CASH EQUIVALENTS AT BEGINNING OF THE FINANCIAL YEAR	<u>810,126</u>	<u>1,021,520</u>
CASH AND CASH EQUIVALENTS AT END OF THE FINANCIAL YEAR	<u>783,578</u>	<u>810,126</u>
Cash and cash equivalents comprise:		
Cash at bank	63,578	284,126
Short term Islamic deposits	<u>720,000</u>	<u>526,000</u>
	<u>783,578</u>	<u>810,126</u>

The accompanying notes form an integral part of the financial statements.

8.5 NOTES TO THE FINANCIAL STATEMENTS FOR THE FINANCIAL YEAR ENDED 31 DECEMBER 2022

1. THE FUND, THE MANAGER AND THEIR PRINCIPAL ACTIVITIES

MyETF Dow Jones Islamic Market Malaysia Titans 25 ("the Fund") was constituted pursuant to the executed Deed dated 17 January 2008 (collectively, together with deeds supplemental thereto, referred to as "the Deed") between the Manager, i-VCAP Management Sdn. Bhd. and Deutsche Trustees Malaysia Berhad ("the Trustee"). The Fund commenced operations on 21 January 2008 and will continue to be in operation until terminated by the Trustee as provided under Part 25 of the Deed.

The Fund is an exchange-traded fund that is designed to provide investment results that closely correspond to the performance of the Dow Jones Islamic Market Malaysia Titans 25 Index ("Benchmark Index"), regardless of its performance. The Benchmark Index is a free-float adjusted, market capitalisation weighted index representing securities of 25 leading Shariah-compliant Malaysian companies listed on Bursa Malaysia Securities Berhad.

The immediate and ultimate holding companies of the Manager, i-VCAP Management Sdn. Bhd. are Kenanga Investors Berhad and Kenanga Investment Bank Berhad respectively, both of which are incorporated in Malaysia. The ultimate holding company is listed on the Main Market of Bursa Malaysia Securities Berhad.

The principal place of business of the Manager is Level 14, Kenanga Tower, 237, Jalan Tun Razak, 50400 Kuala Lumpur.

The financial statements were authorised for issue by the Executive Director of the Manager on 28 February 2023.

2. FINANCIAL RISK MANAGEMENT OBJECTIVES AND POLICIES

The Fund is exposed to a variety of risks including market risk (which includes interest rate risk and price risk), credit risk, liquidity risk and Shariah status reclassification risk. Whilst these are the most important types of financial risks inherent in each type of financial instruments, the Manager and the Trustee would like to highlight that this list does not purport to constitute an exhaustive list of all the risks inherent in a Shariah-compliant investment in the Fund.

The Fund has an approved set of investment guidelines and policies as well as internal controls which sets out its overall business strategies to manage these risks to optimise returns and preserve capital for the unit holders, consistent with the long-term objectives of the Fund.

a. Market risk

Market risk is the risk that the fair value or future cash flows of a financial instrument will fluctuate because of changes in market prices. Market risk includes interest rate risk and price risk.

2. FINANCIAL RISK MANAGEMENT OBJECTIVES AND POLICIES (CONTD.)

a. Market risk (contd.)

Market risk arises when the value of the Shariah-compliant investments fluctuates in response to the activities of individual companies, general market or economic conditions. It stems from the fact that there are economy-wide perils, which threaten all businesses. Hence, investors are exposed to market uncertainties. Fluctuation in the Shariah-compliant investments' prices caused by uncertainties in the economic, political and social environment will affect the NAV of the Fund.

The Manager manages the risk of unfavourable changes in prices by cautious review of the Shariah-compliant investments and continuous monitoring of their performance and risk profiles.

i. Interest rate risk

Interest rate risk refers to how the changes in the interest rate environment would affect the valuation of Shariah-compliant instruments. In the event of a rising interest rate environment, the performance of Shariah-compliant instruments may decrease, and vice versa. Interest rate, such as the Overnight Policy Rate set by Bank Negara Malaysia, will have an impact on the investment decisions of the Fund regardless of whether it is an Islamic fund or otherwise. It does not in any way suggest that the Fund will invest in conventional financial instruments.

The Fund is not exposed to significant interest rate risk as its short term Islamic deposits are short term in nature and have fixed profit rates.

Interest rate risk exposure

The following table analyses the Fund's interest rate risk exposure. The Fund's financial assets and financial liabilities are disclosed at fair value and categorised by the earlier of contractual re-pricing or maturity dates.

	Up to 1 year RM	Non- exposure to interest rate movement RM	Total RM	Weighted average effective rate of return* %
2022				
Assets				
Financial assets at FVTPL	-	136,848,188	136,848,188	
Short term Islamic deposits	720,000	-	720,000	2.7
Other financial assets	-	2,206,388	2,206,388	
	<u>720,000</u>	<u>139,054,576</u>	<u>139,774,576</u>	

* Calculated based on Shariah-compliant assets with exposure to interest rate movement only.

2. FINANCIAL RISK MANAGEMENT OBJECTIVES AND POLICIES (CONTD.)

a. Market risk (contd.)

i. Interest rate risk (contd.)

Interest rate risk exposure (contd.)

	Up to 1 year RM	Non- exposure to interest rate movement RM	Total RM	Weighted average effective rate of return* %
2022 (contd.)				
Liabilities				
Other financial liabilities	-	2,197,263	2,197,263	
Total interest rate sensitivity gap	720,000	136,857,313	137,577,313	
2021				
Assets				
Financial assets at FVTPL	-	158,494,802	158,494,802	
Short term Islamic deposits	526,000	-	526,000	1.6
Other financial assets	-	369,466	369,466	
	<u>526,000</u>	<u>158,864,268</u>	<u>159,390,268</u>	
Liabilities				
Other financial liabilities	-	166,674	166,674	
Total interest rate sensitivity gap	526,000	158,697,594	159,223,594	

* Calculated based on Shariah-compliant assets with exposure to interest rate movement only.

2. FINANCIAL RISK MANAGEMENT OBJECTIVES AND POLICIES (CONTD.)

a. Market risk (contd.)

ii. Price risk

Price risk is the risk of unfavourable changes in the fair values of listed Shariah-compliant equity securities. The Fund invests in listed Shariah-compliant equity securities which are exposed to price fluctuations. This may then affect the NAV of the Fund.

Price risk sensitivity

The Manager's best estimate of the effect on the loss for the financial year due to a reasonably possible change in investments in listed Shariah-compliant equity securities with all other variables held constant is indicated in the table below:

	Changes in price Increase/(Decrease) Basis points	Effects on loss for the financial year Gain/(Loss) RM
2022		
Financial assets at FVTPL	<u>5/(5)</u>	<u>68,424/(68,424)</u>
2021		
Financial assets at FVTPL	<u>5/(5)</u>	<u>79,247/(79,247)</u>

In practice, the actual trading results may differ from the sensitivity analysis above and the difference could be material.

Price risk concentration

The following table sets out the Fund's exposure and concentration to price risk based on its portfolio of Shariah-compliant financial instruments as at the reporting date.

	Fair value		Percentage of NAV	
	2022	2021	2022	2021
	RM	RM	%	%
Financial assets at FVTPL	<u>136,848,188</u>	<u>158,494,802</u>	<u>99.6</u>	<u>99.6</u>

2. FINANCIAL RISK MANAGEMENT OBJECTIVES AND POLICIES (CONTD.)

a. Market risk (contd.)

ii. Price risk (contd.)

Price risk concentration (contd.)

The Fund's concentration of Shariah-compliant investment security price risk from the Fund's listed Shariah-compliant equity securities analysed by sector is as follows:

	Fair value		Percentage of NAV	
	2022 RM	2021 RM	2022 %	2021 %
Industrial Products and Services	27,850,860	26,833,228	20.3	16.9
Plantation	25,434,823	21,662,620	18.5	13.6
Telecommunications and Media	23,098,180	22,006,088	16.8	13.8
Health Care	17,176,878	29,440,345	12.5	18.5
Technology	13,168,253	20,075,181	9.6	12.6
Consumer Products and Services	13,124,650	20,579,040	9.6	12.9
Utilities	8,255,264	10,942,200	6.0	6.9
Energy	6,474,860	6,956,100	4.7	4.4
Transportation and Logistics	2,264,420	-	1.6	-
	<u>136,848,188</u>	<u>158,494,802</u>	<u>99.6</u>	<u>99.6</u>

b. Credit risk

Credit risk is the risk that the counterparty to a financial instrument will cause a financial loss to the Fund by failing to discharge an obligation. The Manager manages the credit risk by undertaking credit evaluation to minimise such risk.

i. Credit risk exposure

As at the reporting date, the Fund's maximum exposure to credit risk is represented by the carrying amount of each class of financial asset recognised in the statement of financial position.

ii. Financial assets that are either past due or impaired

As at the reporting date, there are no financial assets that are either past due or impaired.

2. FINANCIAL RISK MANAGEMENT OBJECTIVES AND POLICIES (CONTD.)

b. Credit risk (contd.)

iii. Credit quality of financial assets

The Fund invests in short term Islamic deposits with financial institutions licensed under the Islamic Financial Services Act 2013. The following table analyses the licensed financial institutions by rating category:

Short term Islamic deposits

	Percentage of total short term Islamic deposits		Percentage of NAV	
	2022 RM	2021 RM	2022 %	2021 %
P1/MARC-1	<u>100.0</u>	<u>100.0</u>	<u>0.5</u>	<u>0.3</u>

c. Liquidity risk

Liquidity risk is defined as the risk that the Fund will encounter difficulty in meeting obligations associated with financial liabilities that are to be settled by delivering cash or another financial asset. Exposure to liquidity risk arises because of the possibility that the Fund could be required to pay its liabilities or cancel its units earlier than expected. The Fund is exposed to cancellation of its units on a regular basis. Units sold to unit holders by the Manager are cancellable at the unit holders' option based on the Fund's NAV per unit at the time of cancellation calculated in accordance with the Deed.

The Islamic liquid assets comprise cash at bank, short term Islamic deposits with licensed financial institutions and other Shariah-compliant instruments, which are capable of being converted into cash within 7 days.

The following table analyses the maturity profile of the Fund's financial assets and financial liabilities in order to provide a complete view of the Fund's contractual commitments and liquidity.

		Up to 1 year	
	Note	2022	2021
		RM	RM
Assets			
Financial assets at FVTPL		136,848,188	158,494,802
Short term Islamic deposits		720,000	526,000
Other financial assets		<u>2,206,388</u>	<u>369,466</u>
	i.	<u>139,774,576</u>	<u>159,390,268</u>

2. FINANCIAL RISK MANAGEMENT OBJECTIVES AND POLICIES (CONTD.)

c. Liquidity risk (contd.)

	Note	Up to 1 year 2022 RM	2021 RM
Liabilities			
Other financial liabilities	ii.	<u>2,197,263</u>	<u>166,674</u>
Equity	iii.	<u>137,451,126</u>	<u>159,098,102</u>
Liquidity gap		<u>126,187</u>	<u>125,492</u>

i. Financial assets

Analysis of financial assets at FVTPL into maturity groupings is based on the expected date on which these assets will be realised. The Fund's investments in listed Shariah-compliant equity securities have been included in the "up to 1 year" category on the assumption that these are highly liquid Shariah-compliant investments which can be realised should all of the Fund's unit holders' equity be required to be redeemed. For other financial assets, the analysis into maturity groupings is based on the remaining period from the end of the reporting period to the contractual maturity date or if earlier, the expected date on which the assets will be realised.

ii. Financial liabilities

The maturity grouping is based on the remaining period from the end of the reporting period to the contractual maturity date or if earlier, the date on which liabilities will be settled. When the counterparty has a choice of when the amount is paid, the liability is allocated to the earliest period in which the Fund can be required to pay.

iii. Equity

As the unit holders can request for redemption of their units, they have been categorised as having a maturity of "up to 1 year".

d. Shariah status reclassification risk

Shariah status reclassification risk is the risk that the currently held Shariah-compliant equity securities in the portfolio of the Fund may be reclassified as Shariah non-compliant in the periodic review of the securities by the Shariah Advisory Council of the Securities Commission Malaysia ("SACSC") or the Shariah Adviser. If this occurs, the Manager will take the necessary steps to dispose of such securities.

2. FINANCIAL RISK MANAGEMENT OBJECTIVES AND POLICIES (CONTD.)

d. Shariah status reclassification risk (contd.)

Opportunity loss could occur due to the restriction on the Fund to retain the excess capital gains derived from the disposal of the reclassified Shariah non-compliant securities. In such an event, the Fund is required:

- i. to dispose of such securities with immediate effect or within one calendar month if the value of the securities exceeds or is equal to the investment cost on the effective date of reclassification of the list of Shariah-compliant securities ("Reclassification") by the SACSC or date of review ("Review") by the Shariah Adviser. The Fund is allowed to keep dividends received and capital gains from the disposal of the securities up to the effective date of Reclassification or Review. However, any dividends received and excess capital gains from the disposal of the Shariah non-compliant securities after the effective date of Reclassification or Review should be channelled to *baitulmal* and/or charitable bodies as advised by the Shariah Adviser;
- ii. to hold such securities if the value of the said securities is below the investment cost on the effective date of Reclassification or Review until the total subsequent dividends received (if any) and the market price of the securities is equal to the cost of investment at which time disposal has to take place within one calendar month, excess capital gains (if any) from the disposal of the securities should be channelled to *baitulmal* and/or charitable bodies as advised by the Shariah Adviser; or
- iii. to dispose of such securities at a price lower than the investment cost which will result in a decrease in the Fund's value.

e. Regulatory reportings

It is the Manager's responsibility to ensure full compliance of all requirements under the Guidelines on Exchange-traded Funds issued by the Securities Commission Malaysia. Any breach of any such requirement has been reported in the mandatory reporting to the Securities Commission Malaysia on a quarterly basis.

3. SUMMARY OF SIGNIFICANT ACCOUNTING POLICIES

a. Basis of accounting

The financial statements of the Fund have been prepared in accordance with Malaysian Financial Reporting Standards ("MFRS") as issued by the Malaysian Accounting Standards Board ("MASB") and International Financial Reporting Standards ("IFRS") as issued by the International Accounting Standards Board ("IASB").

3. SUMMARY OF SIGNIFICANT ACCOUNTING POLICIES (CONTD.)

a. Basis of accounting (contd.)

The financial statements have been prepared on the historical cost basis except as disclosed in the accounting policies below.

The accounting policies adopted are consistent with those of the previous financial year except for the adoption of the amended MFRS, which became effective for the Fund on 1 January 2022.

Description	Effective for financial periods beginning on or after
Amendments to MFRS 16: <i>Covid-19 – Related Rent Concessions beyond 30 June 2021</i>	1 April 2021
Amendments to MFRS contained in the document entitled “Annual Improvements to MFRS Standards 2018 - 2020”	1 January 2022
Amendments to MFRS 1: <i>Subsidiary as a First-time Adopter contained in the document entitled “Annual Improvements to MFRS Standards 2018 - 2020”</i>	1 January 2022
Amendments to MFRS 9: <i>Fees in the ‘10 per cent’ Test for Derecognition of Financial Liabilities contained in the document entitled “Annual Improvements to MFRS Standards 2018 - 2020”</i>	1 January 2022
Amendments to Illustrative Examples accompanying MFRS 16: <i>Lease Incentives contained in the document entitled “Annual Improvements to MFRS Standards 2018 - 2020”</i>	1 January 2022
Amendments to MFRS 141: <i>Taxation in Fair Value Measurements contained in the document entitled “Annual Improvements to MFRS Standards 2018 - 2020”</i>	1 January 2022
Amendments to MFRS 3: <i>Reference to the Conceptual Framework</i>	1 January 2022
Amendments to MFRS 116: <i>Property, Plant and Equipment – Proceeds before Intended Use</i>	1 January 2022
Amendments to MFRS 137: <i>Onerous Contracts – Cost of Fulfilling a Contract</i>	1 January 2022

The adoption of the amended MFRS did not have any significant impact on the financial position or performance of the Fund.

3. SUMMARY OF SIGNIFICANT ACCOUNTING POLICIES (CONTD.)

b. Standards and amendments issued but not yet effective

As at the reporting date, the following new standard and amendments to standards that have been issued by MASB will be effective for the Fund in future financial periods. The Fund intends to adopt the relevant standard and amendments to standards when they become effective.

Description	Effective for financial periods beginning on or after
MFRS 17: <i>Insurance Contracts</i>	1 January 2023
Amendments to MFRS 17: <i>Insurance Contracts</i>	1 January 2023
Amendment to MFRS 17: <i>Initial Application of MFRS 17 and MFRS 9 – Comparative Information</i>	1 January 2023
Amendments to MFRS 101: <i>Classification of Liabilities as Current or Non-current</i>	1 January 2023
Amendments to MFRS 101: <i>Disclosure of Accounting Policies</i>	1 January 2023
Amendments to MFRS 108: <i>Definition of Accounting Estimates</i>	1 January 2023
Amendments to MFRS 112: <i>Deferred Tax related to Assets and Liabilities arising from a Single Transaction</i>	1 January 2023
Amendments to MFRS 16: <i>Lease Liability in a Sale and Leaseback</i>	1 January 2024
Amendments to MFRS 101: <i>Non-current Liabilities with Covenants</i>	1 January 2024
Amendments to MFRS 10 and MFRS 128: <i>Sale or Contribution of Assets between an Investor and its Associate or Joint Venture</i>	To be announced by MASB

These pronouncements are not expected to have any significant impact to the financial statements of the Fund upon their initial application.

c. Financial instruments

Financial assets and liabilities are recognised in the statement of financial position when, and only when, the Fund becomes a party to the contractual provisions of the financial instruments.

i. Initial recognition

The classification of financial instruments at initial recognition depends on their contractual terms and the business model for managing the instruments, as described in Notes 3(c)(ii) and (iii).

3. SUMMARY OF SIGNIFICANT ACCOUNTING POLICIES (CONTD.)

c. Financial instruments (contd.)

ii. Measurement categories of financial assets and liabilities

The Fund classifies all of its financial assets based on the business model for managing the assets and the asset's contractual terms, measured at either:

- Amortised cost;
- Fair value through other comprehensive income; and
- Fair value through profit or loss.

The Fund may designate financial instruments at FVTPL, if so doing eliminates or significantly reduces measurement or recognition inconsistencies.

Financial assets are initially measured at their fair values plus, except in the case of financial assets recorded at FVTPL, transaction costs.

The Fund's other financial assets include cash at banks, short term Islamic deposits, trade receivables and other receivables.

Financial liabilities are classified according to the substance of the contractual arrangements entered into and the definitions of a financial liability. Financial liabilities are classified as either financial liabilities at FVTPL or other financial liabilities.

The Fund's other financial liabilities include trade payables and other payables.

Other financial liabilities are recognised and initially measured at fair values, net of directly attributable transaction costs and subsequently measured at amortised cost using the effective yield rate ("EYR"). Gains or losses are recognised in profit or loss when the liabilities are derecognised, and through the amortisation process.

iii. Due from banks, short term Islamic deposits, trade receivables and other receivables at amortised cost

The Fund only measures the cash at banks, short term Islamic deposits, trade receivables and other receivables at amortised cost if both of the following conditions are met:

- The financial asset is held within a business model with the objective to hold financial assets in order to collect contractual cash flows; and
- The contractual terms of the financial asset give rise on specified dates to cash flows that are solely payments of principal and profit ("SPPP") on the principal amount outstanding.

The details of these conditions are outlined below.

3. SUMMARY OF SIGNIFICANT ACCOUNTING POLICIES (CONTD.)

c. Financial instruments (contd.)

iii. Due from banks, short term Islamic deposits, trade receivables and other receivables at amortised cost (contd.)

Business model assessment

The Fund determines its business model at the level that best reflects how it manages groups of financial assets to achieve its business objective.

The Fund's business model is not assessed on an instrument-by-instrument basis, but at a higher level of aggregated portfolios and is based on observable factors such as:

- How the performance of the business model and the financial assets held within that business model are evaluated and reported to the entity's key management personnel;
- The risks that affect the performance of the business model (and the financial assets held within that business model) and, in particular, the way those risks are managed;
- How managers of the business are compensated (for example, whether the compensation is based on the fair value of the assets managed or on the contractual cash flows collected); and
- The expected frequency, value and timing of sales are also important aspects of the Fund's assessment.

The business model assessment is based on reasonably expected scenarios without taking 'worst case' or 'stress case' scenarios into account. If cash flows after initial recognition are realised in a way that is different from the Fund's original expectations, the Fund does not change the classification of the remaining financial assets held in that business model but incorporates such information when assessing newly originated or newly purchased financial assets going forward, unless it has been determined that there has been a change in the original business model.

The SPPP test

As a second step of its classification process, the Fund assesses the contractual terms of financial assets to identify whether they meet the SPPP test.

'Principal' for the purpose of this test is defined as the fair value of the financial asset at initial recognition and may change over the life of the financial asset (for example, if there are repayments of principal or amortisation/accretion of the premium/discount).

3. SUMMARY OF SIGNIFICANT ACCOUNTING POLICIES (CONTD.)

c. Financial instruments (contd.)

iii. Due from banks, short term Islamic deposits, trade receivables and other receivables at amortised cost (contd.)

The SPPP test (contd.)

The most significant elements of profit within a financing arrangement are typically the consideration for the time value of money and credit risk. To make the SPPP assessment, the Fund applies judgment and considers relevant factors such as the currency in which the financial asset is denominated, and the period for which the profit rate is set.

In contrast, contractual terms that introduce a more than de minimis exposure to risks or volatility in the contractual cash flows that are unrelated to a basic financing arrangement do not give rise to contractual cash flows that are solely payments of principal and profit on the amount outstanding. In such cases, the financial asset is required to be measured at FVTPL.

iv. Financial investments

Financial assets in this category are those that are managed in a fair value business model, or that have been designated by management upon initial recognition, or are mandatorily required to be measured at fair value under MFRS 9. This category includes debt instruments whose cash flow characteristics fail the SPPP criterion or are not held within a business model whose objective is either to collect contractual cash flows, or to both collect contractual cash flows and sell.

d. Derecognition of financial assets

A financial asset (or, where applicable, a part of a financial asset or part of a group of similar financial assets) is derecognised when the rights to receive cash flows from the financial asset have expired. The Fund also derecognises the financial asset if it has both transferred the financial asset and the transfer qualifies for derecognition.

The Fund has transferred the financial asset if, and only if, either:

- The Fund has transferred its contractual rights to receive cash flows from the financial asset; or
- It retains the rights to the cash flows but has assumed an obligation to pay the received cash flows in full without material delay to a third party under a 'pass-through' arrangement.

3. SUMMARY OF SIGNIFICANT ACCOUNTING POLICIES (CONTD.)

d. Derecognition of financial assets (contd.)

Pass-through arrangements are transactions whereby the Fund retains the contractual rights to receive the cash flows of a financial asset (the 'original asset'), but assumes a contractual obligation to pay those cash flows to one or more entities (the 'eventual recipients'), when all of the following three conditions are met:

- The Fund has no obligation to pay amounts to the eventual recipients unless it has collected equivalent amounts from the original asset, excluding short-term advances with the right to full recovery of the amount financed plus accrued profit at market rates;
- The Fund cannot sell or pledge the original asset other than as security to the eventual recipients; and
- The Fund has to remit any cash flows it collects on behalf of the eventual recipients without material delay. In addition, the Fund is not entitled to reinvest such cash flows, except for investments in cash or cash equivalents including profit earned, during the period between the collection date and the date of required remittance to the eventual recipients.

A transfer only qualifies for derecognition if either:

- The Fund has transferred substantially all the risks and rewards of the asset; or
- The Fund has neither transferred nor retained substantially all the risks and rewards of the asset but has transferred control of the asset.

The Fund considers control to be transferred if, and only if, the transferee has the practical ability to sell the asset in its entirety to an unrelated third party and is able to exercise that ability unilaterally and without imposing additional restrictions on the transfer.

When the Fund has neither transferred nor retained substantially all the risks and rewards and has retained control of the asset, the asset continues to be recognised only to the extent of the Fund's continuing involvement, in which case, the Fund also recognises an associated liability. The transferred asset and the associated liability are measured on a basis that reflects the rights and obligations that the Fund has retained.

Continuing involvement that takes the form of a guarantee over the transferred asset is measured at the lower of the original carrying amount of the asset and the maximum amount of consideration the Fund could be required to pay.

If continuing involvement takes the form of a written or purchased option (or both) on the transferred asset, the continuing involvement is measured at the value the Fund would be required to pay upon repurchase. In the case of a written put option on an asset that is measured at fair value, the extent of the entity's continuing involvement is limited to the lower of the fair value of the transferred asset and the option exercise price.

3. SUMMARY OF SIGNIFICANT ACCOUNTING POLICIES (CONTD.)

e. Offsetting of financial assets and liabilities

Financial assets and financial liabilities are offset and the net amount is reported in the statement of financial position if there is a currently enforceable legal right to offset the recognised amounts and there is an intention to settle on a net basis and to realise the assets and settle the liabilities simultaneously.

f. Impairment of financial assets

i. Overview of the expected credit loss (“ECL”) principles

The Fund measures its receivables impairment using the forward-looking ECL approach in accordance with the requirements of MFRS 9.

ii. Write-offs

Financial assets are written off either partially or in their entirety only when the Fund has stopped pursuing the recovery. If the amount to be written off is greater than the accumulated loss allowance, the difference is first treated as an addition to the allowance that is then applied against the gross carrying amount. Any subsequent recoveries are credited to credit loss expense.

g. Income

Income is recognised to the extent that it is probable that the economic benefits will flow to the Fund and the income can be reliably measured. Income is measured at the fair value of consideration received or receivable.

Profit income is recognised using the effective yield method.

Dividend income is recognised on declared basis, when the right to receive the dividend is established.

The realised gain or loss on sale of Shariah-compliant investments is measured as the difference between the net disposal proceeds and the carrying amount of the Shariah-compliant investments.

h. Cash and cash equivalents

For the purpose of the statement of cash flows, cash and cash equivalents include cash at banks and short term Islamic deposits with licensed financial institutions with maturities of three months or less, which have an insignificant risk of changes in value.

3. SUMMARY OF SIGNIFICANT ACCOUNTING POLICIES (CONTD.)

i. Income tax

Income tax on the profit or loss for the financial year comprises current tax. Current tax is the expected amount of income taxes payable in respect of the taxable profit for the financial year.

As no temporary differences have been identified, no deferred tax has been recognised.

j. Unrealised reserves

Unrealised reserves represent the net gain or loss arising from carrying Shariah-compliant investments at their fair values at reporting date. This reserve is not distributable.

k. Unit holders' contribution – NAV attributable to unit holders

The unit holders' contribution to the Fund is classified as equity instruments.

l. Functional and presentation currency

The financial statements of the Fund are measured using the currency of the primary economic environment in which the Fund operates ("the functional currency"). The financial statements are presented in Ringgit Malaysia ("RM"), which is also the Fund's functional currency.

m. Distributions

Distributions are at the discretion of the Manager. A distribution to the Fund's unit holders is accounted for as a deduction from retained earnings.

n. Significant accounting judgments and estimates

The preparation of financial statements requires the use of certain accounting estimates and exercise of judgment. Estimates and judgments are continually evaluated and are based on past experience, reasonable expectations of future events and other factors.

i. Critical judgments made in applying accounting policies

There are no major judgments made by the Manager in applying the Fund's accounting policies.

ii. Key sources of estimation uncertainty

There are no key assumptions concerning the future and other key sources of estimation uncertainty at the reporting date, that have a significant risk of causing a material adjustment to the carrying amounts of assets and liabilities within the next financial year.

4. FINANCIAL ASSETS AT FVTPL

	2022 RM	2021 RM
Financial assets held for trading, at FVTPL:		
Listed Shariah-compliant equity securities	<u>136,848,188</u>	<u>158,494,802</u>
Net loss on financial assets at FVTPL comprised:		
Realised gain on disposals	455,349	28,827,714
Unrealised changes in fair values	<u>(21,032,720)</u>	<u>(56,742,920)</u>
	<u>(20,577,371)</u>	<u>(27,915,206)</u>

Details of financial assets at FVTPL as at 31 December 2022:

	Quantity	Aggregate cost RM	Fair value RM	Percentage of NAV %
Listed Shariah-compliant equity securities				
Industrial Products and Services				
PETRONAS Chemicals Group Berhad	1,798,500	13,233,232	15,467,100	11.3
Press Metal Aluminium Holdings Berhad	2,213,300	6,231,633	10,800,904	7.9
V.S. Industry Berhad	1,798,700	1,779,493	1,582,856	1.1
		<u>21,244,358</u>	<u>27,850,860</u>	<u>20.3</u>
Plantation				
IOI Corporation Berhad	1,963,100	8,482,770	7,950,555	5.8
Kuala Lumpur Kepong Berhad	350,800	7,529,782	7,843,888	5.7
Sime Darby Plantation Berhad	2,073,200	10,604,458	9,640,380	7.0
		<u>26,617,010</u>	<u>25,434,823</u>	<u>18.5</u>

4. FINANCIAL ASSETS AT FVTPL (CONTD.)

Details of financial assets at FVTPL as at 31 December 2022: (contd.)

	Quantity	Aggregate cost RM	Fair value RM	Percentage of NAV %
Listed Shariah-compliant equity securities (contd.)				
Telecommunications and Media				
Digi.Com Berhad	2,090,100	9,891,801	8,360,400	6.1
Maxis Berhad	1,469,000	8,154,968	5,640,960	4.1
Telekom Malaysia Berhad	1,075,000	6,744,297	5,805,000	4.2
TIME dotCom Berhad	671,800	3,313,845	3,291,820	2.4
		<u>28,104,911</u>	<u>23,098,180</u>	<u>16.8</u>
Health Care				
Hartalega Holdings Berhad	1,115,400	4,334,184	1,896,180	1.4
IHH Healthcare Berhad	1,979,600	10,083,487	12,313,112	8.9
Top Glove Corporation Bhd.	3,279,100	6,953,294	2,967,586	2.2
		<u>21,370,965</u>	<u>17,176,878</u>	<u>12.5</u>
Technology				
CTOS Digital Berhad	990,200	1,417,372	1,406,084	1.0
D&O Green Technologies Berhad	403,100	2,316,253	1,725,268	1.3
Frontken Corporation Berhad	651,300	2,423,165	2,006,004	1.5
Inari Amertron Berhad	1,493,500	3,039,456	3,898,035	2.8
Malaysian Pacific Industries Bhd	57,700	2,534,540	1,659,452	1.2
My E.G. Services Berhad	2,843,000	2,105,025	2,473,410	1.8
		<u>13,835,811</u>	<u>13,168,253</u>	<u>9.6</u>

4. FINANCIAL ASSETS AT FVTPL (CONTD.)

Details of financial assets at FVTPL as at 31 December 2022: (contd.)

	Quantity	Aggregate cost RM	Fair value RM	Percentage of NAV %
Listed Shariah-compliant equity securities (contd.)				
Consumer Products and Services				
Mr D.I.Y. Group (M) Berhad	1,827,500	4,579,226	3,655,000	2.7
Nestlé (Malaysia) Berhad	39,500	4,550,989	5,530,000	4.0
QL Resources Berhad	715,000	3,294,733	3,939,650	2.9
		<u>12,424,948</u>	<u>13,124,650</u>	<u>9.6</u>
Utilities				
PETRONAS Gas Berhad	482,200	<u>7,965,017</u>	<u>8,255,264</u>	<u>6.0</u>
Energy				
Dialog Group Berhad	2,642,800	<u>5,459,651</u>	<u>6,474,860</u>	<u>4.7</u>
Transportation and Logistics				
Westports Holdings Berhad	595,900	<u>2,104,049</u>	<u>2,264,420</u>	<u>1.6</u>
Total listed Shariah-compliant equity securities, representing total financial assets in FVTPL		<u>139,126,720</u>	<u>136,848,188</u>	<u>99.6</u>
Unrealised loss on financial assets at FVTPL			<u>(2,278,532)</u>	

5. MANAGER'S FEE

The Manager's fee is calculated on a daily basis at a rate not exceeding 1.00% per annum on the NAV of the Fund as provided under Clause 14.1 of the Deed.

The Manager is currently charging Manager's fee of 0.40% per annum of the NAV of the Fund (2021: 0.40% per annum).

6. TRUSTEE'S FEE

The Trustee's fee is calculated on a daily basis at a rate not exceeding 0.08% per annum of the NAV of the Fund as provided under Clause 14.2 of the Deed.

The Trustee's fee is currently calculated at 0.05% per annum of the NAV of the Fund (2021: 0.05% per annum).

7. INDEX LICENSE FEE

Index license fee is payable to S&P Dow Jones Indices LLC, the benchmark Index Provider.

The index license fee is currently calculated at 0.04% per annum of the NAV of the Fund (2021: 0.04% per annum)

8. INCOME TAX

Income tax is calculated at the Malaysian statutory tax rate of 24% of the estimated assessable income for the current and previous financial years.

Income tax is calculated on investment income less partial deduction for permitted expenses as provided for under Section 63B of the Income Tax Act, 1967.

A reconciliation of income tax expense applicable to net loss before tax at the statutory income tax rate to income tax expense at the effective income tax rate of the Fund is as follows:

	2022 RM	2021 RM
Net loss before tax	<u>(17,031,136)</u>	<u>(21,705,856)</u>
Tax at Malaysian statutory tax rate of 24% (2021: 24%)	(4,087,473)	(5,209,405)
Tax effect of:		
Income not subject to tax	(1,177,842)	(8,680,230)
Losses not deductible for tax purposes	5,047,853	13,618,301
Expenses not deductible for tax purposes	72,003	100,879
Restriction on tax deductible expenses for exchange-traded fund	<u>145,459</u>	<u>170,455</u>
Income tax for the financial year	<u>-</u>	<u>-</u>

9. DISTRIBUTION

Distribution to unit holders was made on the following date:

	2022	2021
	RM	RM
11 November 2022/12 March 2021	<u>2,488,750</u>	<u>4,585,950</u>
Gross/Net distribution per unit (sen)	<u>1.81</u>	<u>2.37</u>

10. SHORT TERM ISLAMIC DEPOSITS

Short term Islamic deposits are held with licensed financial institutions in Malaysia at the prevailing profit rates.

11. AMOUNT DUE FROM LICENSED FINANCIAL INSTITUTIONS

Amount due from licensed financial institutions relates to the amounts to be received from licensed financial institutions arising from the sales of Shariah-compliant investments.

12. OTHER RECEIVABLES

	2022	2021
	RM	RM
Dividends receivable	38,046	85,294
Profit receivable from short term Islamic deposits	<u>433</u>	<u>46</u>
	<u>38,479</u>	<u>85,340</u>

13. OTHER PAYABLES

	2022	2021
	RM	RM
Accrual for auditors' remuneration	16,000	15,000
Accrual for tax agent's fees	21,599	16,626
Sundry payables	<u>90,028</u>	<u>93,866</u>
	<u>127,627</u>	<u>125,492</u>

14. NET ASSET VALUE ATTRIBUTABLE TO UNIT HOLDERS

NAV attributable to unit holders is represented by:

	Note	2022 RM	2021 RM
Unit holders' contribution	(a)	<u>121,202,694</u>	<u>123,329,784</u>
<u>Retained earnings:</u>			
Realised reserves		18,526,964	17,014,130
Unrealised (deficits)/reserves		<u>(2,278,532)</u>	<u>18,754,188</u>
		<u>16,248,432</u>	<u>35,768,318</u>
		<u>137,451,126</u>	<u>159,098,102</u>

(a) Unit holders' contribution

	2022		2021	
	No. of units	RM	No. of units	RM
At beginning of the financial year	137,500,000	123,329,784	257,500,000	269,418,184
Less: Cancellation of units	<u>(2,100,000)</u>	<u>(2,127,090)</u>	<u>(120,000,000)</u>	<u>(146,088,400)</u>
At end of the financial year	<u>135,400,000</u>	<u>121,202,694</u>	<u>137,500,000</u>	<u>123,329,784</u>

The Manager, i-VCAP Management Sdn. Bhd., and other parties related to the Manager did not hold any units in the Fund, either legally or beneficially, as at 31 December 2022 (2021: nil).

15. SHARIAH INFORMATION OF THE FUND

The Shariah Adviser confirmed that the investment portfolio of the Fund is Shariah-compliant, which comprises the following:

- Investment in equity securities listed on Bursa Malaysia Securities Berhad which have been classified as Shariah-compliant by the SACSC for the financial year under review; and
- Liquid assets in the local market, which have been placed in Shariah-compliant investments and/or instruments.

16. PORTFOLIO TURNOVER RATIO (“PTR”)

PTR for the financial year is 0.15 times (2021: 0.54 times).

PTR is the ratio of average sum of acquisitions and disposals of Shariah-compliant investments of the Fund for the financial year to the average NAV of the Fund, calculated on a daily basis.

17. TOTAL EXPENSE RATIO (“TER”)

TER for the financial year is 0.53% per annum (2021: 0.51% per annum).

TER is the ratio of total fees and recovered expenses of the Fund expressed as a percentage of the Fund's average NAV, calculated on a daily basis.

18. TRANSACTIONS WITH LICENSED FINANCIAL INSTITUTIONS

	Transaction value RM	Percentage of total %	Brokerage, stamp duty and clearing fee RM	Percentage of total %
Maybank Investment Bank Berhad	16,740,025	36.5	41,223	37.7
CGS-CIMB Securities Sdn Bhd	14,255,553	31.0	28,364	26.0
RHB Investment Bank Berhad	6,802,495	14.8	16,740	15.3
BIMB Securities Sdn Bhd	4,839,098	10.5	12,977	11.9
Affin Investment Berhad	3,293,369	7.2	9,893	9.1
	<u>45,930,540</u>	<u>100.0</u>	<u>109,197</u>	<u>100.0</u>

The above transaction values are in respect of listed Shariah-compliant equity securities.

19. SEGMENTAL REPORTING

a. Business segments

In accordance with the objective of the Fund, the Fund can invest at least 90% of its NAV in listed Shariah-compliant investment securities which correspond to Benchmark Index and not more than 10% of its NAV in Islamic liquid assets. The following table provides an analysis of the Fund's revenue, results, assets and liabilities by business segments:

	Listed Shariah- compliant investment securities RM	Other Shariah- compliant investments RM	Total RM
2022			
Revenue			
Segment (loss)/income	(16,142,563)	17,517	
Segment expenses	<u>(109,197)</u>	<u>-</u>	
Net segment (loss)/income representing segment results	<u>(16,251,760)</u>	<u>17,517</u>	(16,234,243)
Unallocated expenditure			<u>(796,893)</u>
Loss before tax			(17,031,136)
Income tax			<u>-</u>
Net loss after tax			<u>(17,031,136)</u>
Assets			
Financial assets at FVTPL	136,848,188	-	
Short term Islamic deposits	-	720,000	
Other segment assets	<u>2,142,377</u>	<u>433</u>	
Total segment assets	<u>138,990,565</u>	<u>720,433</u>	139,710,998
Unallocated assets			<u>65,018</u>
			<u>139,776,016</u>
Liabilities			
Unallocated liabilities			<u>2,324,890</u>

19. SEGMENTAL REPORTING (CONTD.)

a. Business segments (contd.)

	Listed Shariah- compliant investment securities RM	Other Shariah- compliant investments RM	Total RM
2021			
Revenue			
Segment (loss)/income	(20,600,226)	24,932	
Segment expenses	<u>(157,594)</u>	<u>-</u>	
Net segment (loss)/income representing segment results	<u>(20,757,820)</u>	<u>24,932</u>	(20,732,888)
Unallocated expenditure			<u>(972,968)</u>
Loss before tax			(21,705,856)
Income tax			<u>-</u>
Net loss after tax			<u>(21,705,856)</u>
Assets			
Financial assets at FVTPL	158,494,802	-	
Short term Islamic deposits	-	526,000	
Other segment assets	<u>85,294</u>	<u>46</u>	
Total segment assets	<u>158,580,096</u>	<u>526,046</u>	159,106,142
Unallocated assets			<u>284,126</u>
			<u>159,390,268</u>
Liabilities			
Unallocated liabilities			<u>292,166</u>

b. Geographical segments

As all of the Fund's Shariah-compliant investments are located in Malaysia, disclosure by geographical segments is not relevant.

20. FINANCIAL INSTRUMENTS

a. Classification of financial instruments

The Fund's financial assets and financial liabilities are measured on an ongoing basis at either fair value or at amortised cost based on their respective classification. The significant accounting policies in Note 3 describe how the classes of financial instruments are measured, and how income and expenses, including fair value gains and losses, are recognised.

The following table analyses the financial assets and financial liabilities of the Fund in the statement of financial position by the class of financial instruments to which they are assigned and therefore, by the measurement basis.

	Financial assets at FVTPL RM	Financial assets at amortised cost RM	Other financial liabilities RM	Total RM
2022				
Assets				
Listed Shariah-compliant equity securities	136,848,188	-	-	136,848,188
Short term Islamic deposits	-	720,000	-	720,000
Amount due from licensed financial institutions	-	2,104,331	-	2,104,331
Other receivables	-	38,479	-	38,479
Cash at bank	-	63,578	-	63,578
	<u>136,848,188</u>	<u>2,926,388</u>	<u>-</u>	<u>139,774,576</u>
Liabilities				
Amount due to Manager	-	-	2,172,042	2,172,042
Amount due to Trustee	-	-	5,619	5,619
Amount due to Index Provider	-	-	19,602	19,602
	<u>-</u>	<u>-</u>	<u>2,197,263</u>	<u>2,197,263</u>

20. FINANCIAL INSTRUMENTS (CONTD.)

a. Classification of financial instruments (contd.)

	Financial assets at FVTPL RM	Financial assets at amortised cost RM	Other financial liabilities RM	Total RM
2021				
Assets				
Listed Shariah-compliant equity securities	158,494,802	-	-	158,494,802
Short term Islamic deposits	-	526,000	-	526,000
Other receivables	-	85,340	-	85,340
Cash at bank	-	284,126	-	284,126
	<u>158,494,802</u>	<u>895,466</u>	<u>-</u>	<u>159,390,268</u>
Liabilities				
Amount due to Manager	-	-	51,388	51,388
Amount due to Trustee	-	-	6,423	6,423
Amount due to Index Provider	-	-	108,863	108,863
	<u>-</u>	<u>-</u>	<u>166,674</u>	<u>166,674</u>

20. FINANCIAL INSTRUMENTS (CONTD.)

b. Financial instruments that are carried at fair value

The Fund's financial assets at FVTPL are carried at fair value.

The following table shows the fair value measurements by level of the fair value measurement hierarchy:

	Level 1 RM	Level 2 RM	Level 3 RM	Total RM
Investments:				
2022				
Listed Shariah-compliant equity securities	<u>136,848,188</u>	<u>-</u>	<u>-</u>	<u>136,848,188</u>
2021				
Listed Shariah-compliant equity securities	<u>158,494,802</u>	<u>-</u>	<u>-</u>	<u>158,494,802</u>

Level 1: Listed prices in active market

Level 2: Model with all significant inputs which are observable market data

Level 3: Model with inputs not based on observable market data

The fair values of listed Shariah-compliant equity securities are determined by reference to Bursa Malaysia Securities Berhad's last traded prices at reporting date.

c. Financial instruments not carried at fair value and for which their carrying amounts are reasonable approximations of fair value

The carrying amounts of the Fund's other financial assets and financial liabilities are not carried at fair value but approximate fair values due to the relatively short term maturity of these financial instruments.

21. CAPITAL MANAGEMENT

The capital of the Fund can vary depending on the demand for creation and cancellation of units to the Fund.

The Fund's objectives for managing capital are:

- a. To invest in Shariah-compliant investments meeting the description, risk exposure and expected return indicated in its prospectus;
- b. To maintain sufficient liquidity to meet the expenses of the Fund, and to meet cancellation requests as they arise; and
- c. To maintain sufficient fund size to make the operations of the Fund cost-efficient.

No changes were made to the capital management objectives, policies or processes during the current and previous financial years.

9. DIRECTORS' PROFILE

Name	Luk Wai Hong, William
Age	58
Gender	Male
Nationality	Hong Kong
Position	Chairman/ Non-Independent Non-Executive Director
Date of Appointment	<ul style="list-style-type: none"> • 12 April 2021 (Chairman/ Independent Non-Executive Director) • 1 November 2022 (Re-Designated as a Non-Independent Non-Executive Director)
Membership of Board Committee(s)	Nil
Directorship of Other Public Companies	<ul style="list-style-type: none"> • Kenanga Investment Bank Berhad • Kenanga Investors Berhad • Cotton Tree Capital Ltd.
Length of Tenure as Director (As at 31 December 2022)	One (1) Year and Eight (8) Months
Number of Board Meetings Attended in the Financial Year (1 January 2022 to 31 December 2022)	Five (5)/ Five (5) (100%)
Academic Qualifications	<ul style="list-style-type: none"> • Executive Fellowship awarded by the State of Washington, United States of America ("USA") • Master of Urban Planning from University of Michigan, USA • Bachelor of Arts (Honors) from Concordia University, Canada
Present Appointments	<ul style="list-style-type: none"> • Non-Independent Non-Executive Director ("NINED") of Kenanga Investment Bank Berhad ("KIBB") (Re-Designated from Independent Non-Executive Director ("INED") to NINED on 1 November 2022) • Member of the Group Board Risk Committee, KIBB (Ceased to be the Chairman on 1 November 2022) • Member of the Group Board Digital Innovation & Technology Committee, KIBB • NINED of Kenanga Investors Berhad ("KIB") (Re-designated from INED to NINED on 1 November 2022) • Member of the Audit and Risk Committee of KIB • Chairman of the Investment Committee of KIB • Non-Executive Director of 1.57 Pte Ltd • Director of Investment of Cotton Tree Capital Ltd • Non-Executive Director of Far East Mining Pte Ltd • Non-Executive Director of the Rare Whisky Fund Pte Ltd • Non-Executive Director of The Whisky Capital Pte Ltd • Non-Executive Director of The Whisky Distillery Pte Ltd

Name	Luk Wai Hong, William
Past Relevant Experiences	<ul style="list-style-type: none"> • Member of the Employees' Share Scheme Committee, KIBB • Member of the Group Governance, Nomination & Compensation Committee, KIBB • Member of the Audit Committee, KIBB • Independent Non- Executive Director, K & N Kenanga Holdings Berhad • Non-Executive Director of Rakuten Trade Singapore Pte Ltd (Formerly known as Kenanga Singapore Pte Ltd) • Principal and Portfolio Manager of Pacific Advantage Capital, Hong Kong and Singapore • Managing Director and Co-Head of Saba Proprietary Trading Group Asia, Deutsche Bank AG, Hong Kong • Managing Director and Co-Head of Global Trading and Principal Finance Asia, Deutsche Bank AG, Singapore • Director and Head of Structured Credit Trading and Principal Finance Asia, Deutsche Bank AG, Singapore • Senior Associate Director and Senior Credit and Derivatives Trader, Deutsche Bank AG, Singapore • Senior Fixed Income Trader, HSBC Markets, Hong Kong • Fixed Income and Credit Trader, Lehman Brothers Asia, Hong Kong and Japan • Executive Fellow and Transportation Finance Specialist, Office of Financial Management, State of Washington, USA
Family relationship with any Director and/or major shareholder	Nil
Conflict of interest with the Fund	Nil
List of convictions for offences within the last five (5) years and particulars of any public sanction or penalty imposed by the relevant regulatory bodies, other than traffic offences	Nil

Name	Imran Devindran Abdullah
Age	56
Gender	Male
Nationality	Malaysian
Position	Independent Non-Executive Director
Date of Appointment	19 February 2021
Membership of Board Committee(s)	Nil
Directorship of Other Public Companies	Kenanga Investors Berhad
Length of Tenure as Director (As at 31 December 2022)	One (1) Year and Ten (10) Months
Number of Board Meetings Attended in the Financial Year (1 January 2022 to 31 December 2022)	Five (5)/ Five (5) (100%)
Academic Qualifications	<ul style="list-style-type: none"> • Admitted to the Malaysian Bar, High Court Malaya • Certificate of Legal Practice, University of Malaya • Honours Bachelor of Law (1988), University of Buckingham, England • GCE A-Levels, Raffles Junior College, Singapore
Present Appointments	<ul style="list-style-type: none"> • Independent Non-Executive Director of Kenanga Investors Berhad ("KIB") • Chairman of the Audit and Risk Committee of KIB • Member of the Investment Committee of KIB • Senior Associate of BH Lawrence & Co, Advocates and Solicitors
Past Relevant Experiences	<ul style="list-style-type: none"> • Independent Non-Executive Director of Libra Invest Berhad ("LIB") • Member of the Investment Committee of LIB • Partner in Imran Shahareen & Co. • Legal Assistant of Messrs. Miranda & Co. • Legal Assistant of Dass, Jainab & Associate • Legal Assistant of Messrs. Riza, Leong & Partners
Family relationship with any Director and/or major shareholder	Nil
Conflict of interest with the Fund	Nil
List of convictions for offences within the last five (5) years and particulars of any public sanction or penalty imposed by the relevant regulatory bodies, other than traffic offences	Nil

Name	Norazian Binti Ahmad Tajuddin
Age	62
Gender	Female
Nationality	Malaysian
Position	Independent Non-Executive Director
Date of Appointment	1 November 2022
Membership of Board Committee(s)	Nil
Directorship of Other Public Companies	<ul style="list-style-type: none"> • Kenanga Investment Bank Berhad • Kenanga Investors Berhad • Kenanga Islamic Investors Berhad
Length of Tenure as Director (As at 31 December 2022)	Two (2) Months
Number of Board Meetings Attended in the Financial Year (1 January 2022 to 31 December 2022)	One (1)/ One (1) (100%)
Academic Qualifications	<ul style="list-style-type: none"> • Bachelor of Science (Honours) in Mathematics from the University of Leeds, United Kingdom • Master of Business Administration (Finance) from the Edith Cowan University, Australia
Present Appointments	<ul style="list-style-type: none"> • Independent Non-Executive Director of Kenanga Investment Bank Berhad ("KIBB") • Member of the Audit Committee of KIBB • Member of the Group Governance, Nomination & Compensation Committee, KIBB (Ceased to be the Chairman to Member on 1 November 2022) • Member of the Employees' Share Scheme Committee, KIBB (Ceased to be the Chairman on 1 November 2022) • Chairman of the Group Board Risk Committee, KIBB (Appointed as the Chairman on 1 November 2022) • Chairman/ Independent Non-Executive Director of Kenanga Investors Berhad ("KIB") • Independent Non-Executive Director of Kenanga Islamic Investors Berhad • Member of the Investment Committee, KIB • Member of the Audit and Risk Committee, KIB
Past Relevant Experiences	<ul style="list-style-type: none"> • Member of the Group Board Digital Innovation & Technology Committee, KIBB • Independent Non-Executive Director of Pacific & Orient Insurance Co. Berhad ("POI"), a subsidiary of Pacific & Orient Berhad • Member of the Nomination Committee, Remuneration Committee, as well as the Audit Committee and Risk Management Committee of POI

Name	Norazian Binti Ahmad Tajuddin
Past Relevant Experiences (contd.)	<ul style="list-style-type: none"> • Non-Independent Non-Executive Director and Member of the Risk Management Committee and Nomination & Remuneration Committee of Prudential BSN Takaful Bhd • Deputy Chief Executive Officer of Bank Simpanan Nasional Berhad • Manager, Treasury of Daimlerchrysler (M) Sdn Bhd • Assistant General Manager, Treasury of KAF Discount Bhd • Deputy Chief Operating Officer, Group Treasury & International Banking of EON Bank Berhad Group • Senior Dealer, Treasury of Bank Bumiputra (M) Bhd
Family relationship with any Director and/or major shareholder	Nil
Conflict of interest with the Fund	Nil
List of convictions for offences within the last five (5) years and particulars of any public sanction or penalty imposed by the relevant regulatory bodies, other than traffic offences	Nil

Name	Datuk Wira Ismitz Matthew De Alwis
Age	48
Gender	Male
Nationality	Malaysian
Position	Non-Executive Director
Date of Appointment	19 February 2021
Membership of Board Committee(s)	Nil
Directorship of Other Public Companies	<ul style="list-style-type: none"> • Kenanga Investors Berhad • Kenanga Islamic Investors Berhad • Kenanga Funds Berhad • Federation of Investment Managers Malaysia
Length of Tenure as Director (As at 31 December 2022)	One (1) Year and Ten (10) Months
Number of Board Meetings Attended in the Financial Year (1 January 2022 to 31 December 2022)	Five (5)/ Five (5) (100%)

Name	Datuk Wira Ismitz Matthew De Alwis
Academic Qualifications	<ul style="list-style-type: none"> • Islamic Financial Planner, Islamic Business & Finance Institute Malaysia • Cambridge Summer School Programme-Executive Programme, Asian Banking School, University of Cambridge • Advanced Business Management Program, International Institute of Management Development, Lausanne, Switzerland • Capital Markets Services Representative's Licence for Fund Management, Securities Commission Malaysia • Certified Financial Planner, U.S. • Person Dealing Unit Trust, Federation of Malaysian Unit Trust Manager • Master in Business Administration with Distinction, Southern Cross University Australia • Graduate Diploma in Marketing (UK), Chartered Institute of Marketing, United Kingdom
Present Appointments	<ul style="list-style-type: none"> • Chief Executive Officer/ Executive Director of Kenanga Investors Berhad ("KIB") • Member of the Investment Committee of KIB • Non-Executive Director of Kenanga Islamic Investors Berhad • Non-Executive Director of Kenanga Funds Berhad • Non-Executive Director of KUT Nominees (Asing) Sdn Bhd • Non-Executive Director of KUT Nominees (Tempatan) Sdn Bhd • Board Member of the Federation of Investment Managers Malaysia • Chairperson of the Malaysia Association of Asset Managers • Member of the Licensing Examinations Review Committee for the Securities Commission Malaysia's Licensing Examination Module 10: Asset & Funds Management • Member of the Industry Competency Framework Advisory Panel for the Malaysian Capital Market, Security Industry Development Corporation • Member of the FTSE Bursa Malaysia Index Advisory Committee • Member of the Joint Committee (Bank Negara Malaysia and Securities Commission Malaysia) on Climate Change (JC3) • Investment Adviser for the Olympic Council of Malaysia's Trust Management Committee • Investment Adviser to KDYTM TMP Children Trust (Current KDYMM YDP Agung) • Chairman of the Investment Advisory Committee for Ericsenz Capital Pte Ltd (Singapore) on Ericsenz-K2 Global Unicorn Fund II

Name	Datuk Wira Ismitz Matthew De Alwis
Present Appointments (contd.)	<ul style="list-style-type: none"> Chairman of the Investment Advisory Committee for Ericsenz Capital Pte Ltd (Singapore) on Ericsenz Frontier Fund Member of the Sustainable Investment Platform Steering Committee – Malaysia Sustainable Investment Initiative Council Member of the Institutional Investors Council Malaysia
Past Relevant Experiences	<ul style="list-style-type: none"> President of the Board of Governors for the Financial Planning Association of Malaysia Non-Executive Director of Libra Invest Berhad Member of the Investment Committee of Libra Invest Berhad Deputy Chief Executive Officer of KIB Executive Director/Country Head of ING Investment Management Malaysia/ ING Funds Berhad Senior Vice President, Head, Business Development of ING Funds Berhad Vice President-Head, Retail Distribution of ING Funds Berhad Assistant Vice President – Head, Agency Channel of ING Funds Berhad Senior Manager – Marketing and Business Development of ING Insurance Berhad/ING Funds Berhad Head Sales & Marketing of MBF Unit Trust Management Berhad Senior Manager, Investment Services of MBF Cap/ MBF Asset Management Asia Pacific Relationship Manager/ Account Director of ARA (Asia Research & Consultancy) Consultancy Ltd.
Family relationship with any Director and/or major shareholder	Nil
Conflict of interest with the Fund	Nil
List of convictions for offences within the last five (5) years and particulars of any public sanction or penalty imposed by the relevant regulatory bodies, other than traffic offences	Nil

Name	Syed Umar Bin Abdul Rahman Alhadad
Age	42
Gender	Male
Nationality	Malaysian
Position	Acting Chief Executive Officer/ Executive Director
Date of Appointment	19 February 2021
Membership of Board Committee(s)	Nil
Directorship of Other Public Companies	Nil
Length of Tenure as Director (As at 31 December 2022)	One (1) Year and ten (10) Months
Number of Board Meetings Attended in the Financial Year (1 January 2022 to 31 December 2022)	Four (4)/ Five (5) (80%)
Academic Qualifications	<ul style="list-style-type: none"> • Capital Markets Services Representative's Licence for Fund Management, Securities Commission Malaysia • Certified Financial Planner, Financial Planning Association of Malaysia • Bachelor of Engineering (Hons) Electronics Majoring in Telecommunication from Multimedia University
Present Appointments	<ul style="list-style-type: none"> • Non-Executive Director, Global Turbine Asia Sdn Bhd
Past Relevant Experiences	<ul style="list-style-type: none"> • Head, Strategic Planning & Risk, Kenanga Investors Berhad • Senior Vice President, Group Transformation & Group Corporate Planning, Kenanga Investment Bank Berhad • Media Director, Spafax Airline Network • Operations Executive, Ramtronics Technology (M) Sdn Bhd
Family relationship with any Director and/or major shareholder	Nil
Conflict of interest with the Fund	Nil
List of convictions for offences within the last five (5) years and particulars of any public sanction or penalty imposed by the relevant regulatory bodies, other than traffic offences	Nil

10. DIRECTORS' TRAINING

Director	Program Title and Organiser	Date
Luk Wai Hong, William	BNM-FIDE Forum MyFintech Week Masterclasses	27 January 2022
	Introductory Session by UN Global Compact ("UNGC") on: 1) Brief Introduction on Board Leadership & Sustainability; and 2) KIBB-UNGC Collaboration Plans	11 March 2022
	Bursa 2022 Market Intermediaries and Advocacy Programmes - Addressing and Responding to Growing and More Complex Threat of Cyber Security by Asia School of Business	28 June 2022
	Singapore Fintech Festival 2022	2 - 4 November 2022
	MACC ACT Section 17A: The Impact of the Technology & the Newly Enhanced Sustainability Reporting by Dr. Mark Lovatt - ICDM	12 December 2022
	Contemporary Issues In Anti-Money Laundering by Nature of Life	1 - 31 December 2022
	Board of Directors Cybersecurity Awareness by EC-Council	14 - 31 December 2022
Imran Devindran Abdullah	Introductory Session by UN Global Compact ("UNGC") on: 1) Brief Introduction on Board Leadership & Sustainability; and 2) KIBB-UNGC Collaboration Plans	11 March 2022
	MACC ACT Section 17A: The Impact of the Technology & the Newly Enhanced Sustainability Reporting by Dr. Mark Lovatt - ICDM	12 December 2022
	Contemporary Issues In Anti-Money Laundering by Nature of Life	1 - 31 December 2022
	Board of Directors Cybersecurity Awareness by EC-Council	14 - 31 December 2022

Director	Program Title and Organiser	Date
Norazian Binti Ahmad Tajuddin	BNM-FIDE Forum MyFintech Week Masterclasses	27 January 2022
	Islamic Wealth Managemet from Shariah Perspective by Shariah Adviser of Kenanga Investment Bank Berhad ("KIBB")	9 February 2022
	Task Force on Climate Related Financial Disclosure ("TCFD") - Climate Disclosure Training by Bursa - TCFD 101	2 March 2022
	BNM-FIDE Forum Dialogue: Climate Risk Management and Scenario Analysis	8 March 2022
	Task Force on Climate Related Financial Disclosure ("TCFD") - Climate Disclosure Training by Bursa - TCFD 102	9 March 2022
	Introductory Session by UN Global Compact ("UNGC") on: 1) Brief Introduction on Board Leadership & Sustainability; and 2) KIBB-UNGC Collaboration Plans	11 March 2022
	Nomination and Remuneration Committee ("NRC") Dialogue & Networking - Session #1 by Institute of Corporate Directors Malaysia ("ICDM")	15 April 2022
	MetaFinance: The Next Frontier of the Global Economy by FIDE FORUM	23 May 2022
	International Sustainability Standards Board's ("ISSB") Briefing Workshop and Q&As for Emerging Markets by United Nations SSE Initiative	16 June 2022
	FIDE FORUM Leadership Perspectives Forum on Board Effectiveness in conjunction with the Launch of FIDE FORUM Board Effectiveness Evaluation Guidebook.	14 July 2022
	Setting Science-based Targets by UN Global Compact Academy ("UNGC")	15 August 2022
	How To Understand And Take Action On The Global Goals by UNGC	15 August 2022
	Singapore Fintech Festival 2022	2 - 4 November 2022

Director	Program Title and Organiser	Date
Norazian Binti Ahmad Tajuddin (contd.)	Conversations with Audit Committee - Session 1 by Securities Commission Malaysia	17 November 2022
	MACC ACT Section 17A: The Impact of the Technology & the Newly Enhanced Sustainability Reporting by Dr. Mark Lovatt - ICDM	9 December 2022
	Contemporary Issues In Anti-Money Laundering by Nature of Life	1 - 31 December 2022
	Advocacy Dialogue on the Enhanced Sustainability Reporting Framework by Bursa Malaysia	12 December 2022
	Board of Directors Cybersecurity Awareness by EC-Council	14 - 31 December 2022
Datuk Wira Ismitz Matthew De Alwis	Cybersecurity Awareness Training Part 2 - 2022 By Sophos	17 - 26 February 2022
	IMAS - Bloomberg Investment Conference By Investment Management Association of Singapore	9 March 2022
	IMAS Digital Summit 2022 - Digitalisation In Asset Management: How Far Have We Come? By Investment Management Association of Singapore	20 April 2022
	Cybersecurity Awareness Training Part 4 - 2022 By Sophos	19 - 27 May 2022
	How To Understand And Take Action On The Global Goals By United Nations Global Compact Learning Platform	1 - 30 May 2022
	Cybersecurity Awareness Training Part 5 - 2022 By Sophos	22 - 30 June 2022
	Cybersecurity Awareness Training Part 7 - 2022 (2Fa Bots) by Sophos	21 July 2022
	Cybersecurity Awareness Training Part 10- 2022 (Call Center Scams) by Sophos	19 October 2022
	Cybersecurity Awareness Training Part 11 - 2022 (Cybersecurity Culture) by Sophos	17 November 2022

Director	Program Title and Organiser	Date
DAtuk Wira Ismitz Matthew De Alwis (contd.)	Translating Human Rights Commitment Into Business Practice by United Nations Global Compact (UNGC) Learning Platform	17 October 2022
	7th Annual Regulatory Seminar (ARS) by Group Regulatory & Corporate Services	14 November 2022
	Business Continuity Management Awareness 2022 by Group Risk Management	30 November 2022
Syed Umar Bin Abdul Rahman Alhadad	Leading Organisations and Change by MIT Management Executive Education	2 February - 2 April 2022
	Capital Market Development Program: Module 1 Directors As Gatekeepers of Market Participants By Securities Industry Development Corporation	23 May 2022
	Capital Market Development Program: Module 2A Business Challenges And Regulatory Expectations – What Directors Need To Know (Equities & Futures Broking) By Securities Industry Development Corporation	24 May 2022
	Capital Market Development Program: Module 3 Risk Oversight And Compliance – Action Plan For Board of Directors By Securities Industry By Securities Industry Development Corporation Development Corporation	26 May 2022
	Capital Market Development Program: Module 4 Emerging And Current Regulatory Issues In The Capital Market By Securities Industry Development Corporation	27 May 2022
	BCM Business Impact Analysis (BIA) And Risk Assessment (RA) 2022/23 - Awareness Briefing (Session 2) by Group Risk Management	11 August 2022
	Introducing Kenanga Wealth Superapp by Group Marketing, Communications & Sustainability	5 September 2022

Director	Program Title and Organiser	Date
Syed Umar Bin Abdul Rahman Alhadad (contd.)	SIDC Business Foresight Forum (Bff) 2022 by Securities Industry Development Corporation	19 October 2022
	Cybersecurity Awareness Training Part 10- 2022 (Call Center Scams) by Sophos	19 October 2022
	7th Annual Regulatory Seminar (ARS) by Group Regulatory & Corporate Services	14 November 2022
	Cybersecurity Awareness Training Part 11- 2022 (Cybersecurity Culture) by Sophos	17 November 2022
	Business Continuity Management Awareness 2022 by Group Risk Management	30 November 2022
	Team Emotional Well-Being Workshop by Dr Shawn, Naluri Hidup Sdn Bhd	5 December 2022
	The Agile Design Thinking Experience - Working Together Better by Tertiary Infotech Sdn Bhd	8 December 2022

11. SHARIAH ADVISER'S PROFILE

Shariah Adviser	: Amanie Advisors Sdn Bhd ("Amanie") Incorporated in Kuala Lumpur, Malaysia in 2005 (Co. No. 200501007003 (684050-H)) under the Companies Act, 1965
Corporate Information	: <u>Principal Activities</u> Amanie is a Shariah advisory, consultancy, training and research and development boutique for institutional and corporate clientele focusing on Islamic financial services. Amanie is a registered Shariah adviser with the SC. Amanie also focuses on organizational aspect of the development of human capital in Islamic finance worldwide through providing updated quality learning embracing both local and global issues on Islamic financial products and services. <u>Shareholding</u> The authorised & paid-up capital is RM500,000 divided into 500,000 shares of RM1.00 each. The shareholders of Amanie are Datuk Dr Mohd Daud Bakar and En Abdul Aziz Bin Abd Jalal.
Experience as Adviser	: The company is led by Tan Sri Dr. Mohd Daud Bakar and teamed by an active and established panel of consultants covering every aspect related to the Islamic banking and finance industry, both in Malaysia and the global market. Currently, the team comprises of eight (8) full-time consultants who represent dynamic and experienced professionals with a mixture of corporate finance, accounting, product development, Shariah law and education. As at 30 April 2021, Amanie has acquired over sixteen (16) years of experience in the advisory role in capital market including unit trust funds and funds management with more than 100 funds which Amanie acts as Shariah adviser.
Designated Person	: The designated person responsible for Shariah advisory matters of the Fund is Tan Sri Dr. Mohd Daud Bakar as the Chairman. Another consultant is: (1) Puan Suhaida Mahpot
Conflict of interest with the Fund	: The Shariah Adviser does not have any conflict of interest with the Fund
List of convictions for offences within the past 5 years, other than traffic offences and any public sanction or penalty imposed by the relevant regulatory bodies during the financial year	: None

Amanie is backed by its own respective Shariah Team comprises of the following members:

Tan Sri Dr. Mohd Daud Bakar

Shariah Adviser / Executive Chairman

Tan Sri Dr. Mohd Daud Bakar is the Founder and Executive Chairman of Amanie Group. One of its flagship companies namely Amanie Advisors, is operating in few cities globally. He serves as the Chairman of the Shariah Advisory Council (SAC) at the Central Bank of Malaysia, the Securities Commission of Malaysia, the Labuan Financial Services Authority, the Astana International Financial Centre (AIFC), Kazakhstan, the First Abu Dhabi Bank (UAE), and Permodalan Nasional Berhad (PNB).

Tan Sri Dr Daud is also a Shariah board member of various global financial institutions, including the National Bank of Oman (Oman), Amundi Asset Management (France), Bank of London and Middle East (London), BNP Paribas Najma (Bahrain), Natixis Bank (Dubai), Morgan Stanley (Dubai), Sedco Capital (Saudi and Luxembourg), and Dow Jones Islamic Market Index (New York) amongst many others.

Currently, Tan Sri serves as the Chairman of Federal Territory Islamic Religious Department [Majlis Agama Islam Persekutuan (MAIWP)]. In the corporate world, he is currently a member of the PNB Investment Committee. Previously, he served as a Board Director at Sime Darby Property Berhad and Chairman to Malaysia Islamic Economic Development Foundation (YaPEIM). In addition, he is the co-founder of Experts Analytics Centre Sdn Bhd and MyFinB Sdn. Bhd. He also serve as the Chairman of Berry Pay Sdn. Bhd., Data Sukan Consulting Sdn. Bhd., Bio Fluid Sdn. Bhd., KAB Gold Dynamics Sdn. Bhd., Bio-Angle Vacs Sdn. Bhd., Tulus Digital Sdn. Bhd., and Amanie-Afra Halal Capital Co (Bangkok). He is currently the 8th President of the International Islamic University of Malaysia (IIUM).

In 2014, he received the “Most Outstanding Individual” award by His Majesty, the King of Malaysia, in conjunction with the national-level Prophet Muhammad’s birthday. Under his leadership, Amanie Advisors received the “Islamic Economy Knowledge Infrastructure Award” at the Global Islamic Economy Summit, Dubai 2015, by His Highness Sheikh Mohammed bin Rashid Al Maktoum, Vice President and Prime Minister of the UAE and Ruler of Dubai, Oct 2015. On 13 November 2021, he was conferred the Darjah Kebesaran Panglima Setia Mahkota (P.S.M.) which carries the title of “Tan Sri”.

He received his first degree in Shariah from University of Kuwait in 1988 and obtained his PhD from University of St. Andrews, United Kingdom in 1993. In 2002, he completed his external Bachelor of Jurisprudence at University of Malaya.

Tan Sri’s first book entitled “**Shariah Minds in Islamic Finance: An Inside Story of A Shariah Scholar**” has won the “**Islamic Finance Book of the Year 2016**” by the Global Islamic Finance Award (GIFA) 2016. Then, his book on sukuk entitled “**An Insightful Journey to Emirates Airline Sukuk: Pushing The Boundaries of Islamic Finance**” has also won the “**Best Islamic Finance Case 2017**” by the GIFA 2017 in Kazakhstan. To date, Tan Sri has been authoring 28 books with different genre.

His latest books include **Insyirah: Kelapangan Hati dan Minda** (Feb 2021) novel, **Kembara Ilmu Dari Sg Korok ke St Andrews** (Jan 2021), **Covid 25: Kapsul Kehidupan dan Makhluk Mistik** (2020) novel, **Dhuha : Cahaya Pagi Yang Terang** (2020) novel, **Mindset Is Everything** (2019), **The Hard Truth Of Islamic Finance** (2019), **Ratiocination In Islamic Legal Theory** (2019), and **Corporate Matrimony** (2019), **Dukun Kegagalan** (2019), **Engsel Kehidupan** (2019) and **Sosialisasi Fekah Dalam Struktur Masyarakat** (2019).

His other books include **I Have 25 Hours A Day: The Smart Way to Create More Time** (2016), **Mainstreaming Islamic Finance: Unveiling The Critical Success and Failure Factors An Insider And Global Perspective** (2018), **Saya Ada 25 Jam Sehari** (2016), **Be The Eagle Amongst The Birds** (2018), **Shariah is Life** (2018), **PULUN** (2018), **Anak Desa ke Persada Antarabangsa** (2018), and **Membumikan Syariah: Menjelajahi Dimensi Syariah Secara 360 Darjah** (2018).

Suhaida Mahpot

Chief Executive Officer

Suhaida Mahpot is the Chief Executive Officer for Amanie Advisors in Kuala Lumpur office. She joined Amanie in 2008 and was amongst the pioneers in the company. She is a specialist in sukuk advisory and has been partnering with Tan Sri Dr Mohd Daud Bakar for the last 10 years to advise numerous sukuk locally and internationally.

One of the sukuk advised by her has been awarded as Best Securitisation Sukuk at The Asset Triple A Islamic Finance Award (2017). Apart from sukuk advisory, her primary focus is on Shariah governance, structuring, enhancement and conversion exercises, establishment of Islamic financial entities as well as development of Islamic products. She holds a Bachelor of Economics (Islamic Economic & Finance) from International Islamic University Malaysia, and currently pursuing MSc in Islamic Finance with INCEIF. Her career in banking & financial industry started as a trainee under Capital Market Graduated Trainee Scheme organized by the SC.

Prior to joining Amanie, she worked with Affin Investment Bank Bhd since 2006 as an executive for debt & capital markets department. She completed various project financing deals using private debt securities instruments ranging from infrastructure & utilities, real estate, plantation and many others.

12. TRUSTEE'S DELEGATE

The trustee has appointed Deutsche Bank (Malaysia) Berhad ("DBMB") as the custodian of the Fund assets. DBMB is a wholly-owned subsidiary of Deutsche Bank AG. DBMB offers its clients access to a growing domestic custody network that covers over 30 markets globally and a unique combination of local expertise backed by the resources of a global bank. In its capacity as the appointed custodian, DBMB's roles encompass safekeeping of the Fund assets, trade settlement management, corporate actions notification and processing, securities holding and cash flow reporting, and income collection and processing. All investments of the Fund are registered in the name of the Trustee for the Fund, or where the custodial function is delegated, in the name of the custodian to the order of the Trustee for the Fund. As custodian, DBMB shall act only in accordance with instructions from the Trustee.

This page has been intentionally left blank

This page has been intentionally left blank

Investor Services Center

Toll Free Line: 1 800 88 3737

Fax: +603 2172 3133

Email: myetf@kenanga.com.my

Head Office, Kuala Lumpur

Level 14, Kenanga Tower, 237 Jalan Tun Razak,
50400 Kuala Lumpur, Malaysia.

Tel: 03-2172 3000 Fax: 03-2172 3080