

Fund Objective

To closely track the performance of the MSCI AC ASEAN IMI Islamic High Dividend Yield 10/40 Index which objectively and passively represent the dividend yield opportunity within South East Asia's Shariah equity markets.

Index Quick Description

The Benchmark Index is a free-float adjusted market capitalization weighted and price return index designed to measure the equity market performance of countries in South East Asia[†] as defined by MSCI. The Benchmark Index shall comprise up to 30 Shariah-compliant companies listed on the stock exchanges in South East Asia[†] countries with dividend yields that are at least 30% higher than the MSCI AC ASEAN IMI Islamic Index ("Parent Index") yield, which are deemed both sustainable and persistent by MSCI. The 10/40 capping strategy reflects the 10% and 40% concentration constraints on index constituents subject to the UCITS III Directive.

[†]The countries include Malaysia, Indonesia, the Philippines, Singapore and Thailand. The constituent securities of the Benchmark Index are listed on Indonesia Stock Exchange, Bursa Securities, The Philippine Stock Exchange Inc, Singapore Exchange, and The Stock Exchange of Thailand.

Ideal Investment Tool

◆ Easily Accessible	Listed and tradable intraday like any other securities on Bursa Securities	◆ Instant Diversification	Immediate diversification of stocks from different sectors and of different market capitalizations in South East Asia
◆ Cost Effective	Low management fee and no sales charge means low break-even point for investors	◆ Exposure to dividend yielding stocks	Tapping into the performance of South East Asia's dividend yielding companies based on MSCI robust screening methodology
◆ Convenient	Instant exposure into up to 30 Shariah-compliant companies within South East Asia	◆ Capital Growth	Potential capital growth over medium- to long-term period, leveraging on South East Asia economic growth potential
◆ Transparent	Daily disclosure of Fund constituents for ease of monitoring and decision making by investors	◆ Secured	The underlying holdings are physical securities

Fund Information

Asset Class	Shariah-Compliant Equity
Benchmark Index	MSCI AC ASEAN IMI High Dividend Yield 10/40
Launch Date	8 April 2015
Listing Date	7 May 2015
Base Currency	Ringgit Malaysia (MYR)
Manager	i-VCAP Management Sdn. Bhd.
Income Distribution	Annual Distribution*
Creation/Redemption (unit block)	1,000,000 units (or whole multiples thereof)

*Subject to the discretion of the Manager.

Trading Information

Exchange	Bursa Securities
ISIN	MYL0825EA009
Stock Short Name	METFSID
Bursa Securities Code	0825EA
Bloomberg Ticker - Fund	MEMSID MK Equity
Bloomberg Ticker – Benchmark Index	MIISOD40 Index
Fund Price (per unit) (RM)	0.8070
Fund NAV (per unit) (RM)	0.8098
Fund Total NAV (RM)	71,264,740.46
Index Value	2,042.41

Fees Information

Annual fees (chargeable to Fund):

i. Management Fee	0.650%
ii. Trustee Fee	0.045%
iii. Index License Fee	0.060%
Total Annual Fees	0.755%*

Transaction Charges (chargeable to Investor):

Trading charges	Brokerage rate and other incidental charges
------------------------	---

*Subject to other fees and/or expenses incurred by the Fund.

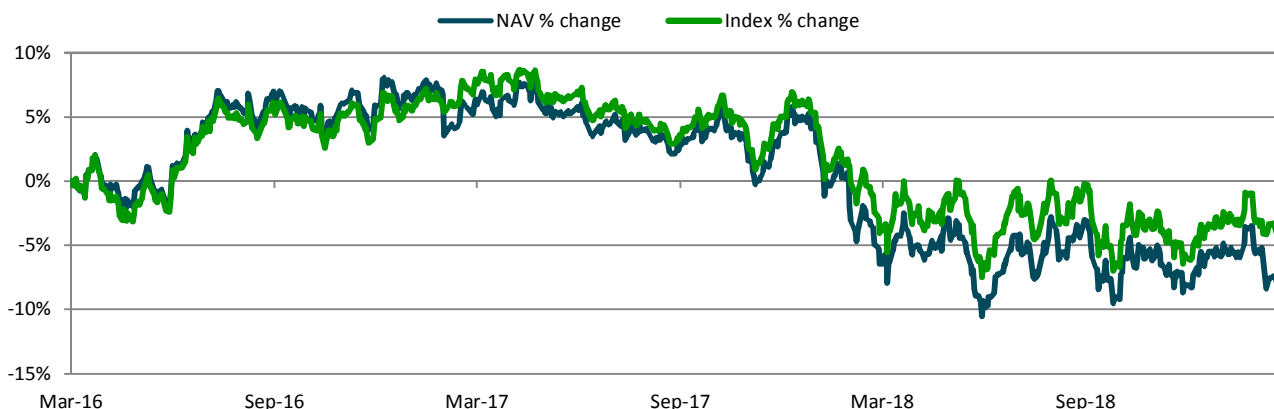
Partners

Index Provider	MSCI Inc.
Trustee	Deutsche Trustees Malaysia Berhad
Participating Dealers	CIMB Bank Berhad
Shariah Adviser	Amanie Advsiors Sdn Bhd

Key Risks

Market risk	An ETF is exposed to the economic, political, currency, legal and other risks of the specific sector or market related to the index that the ETF tracks, which for this Fund the risks will be associated with the South East Asia markets. Hence, there is also no guarantee of capital appreciation, income distribution or returns from investment in the Fund.
Tracking error risk	Deviation of performance from that of the benchmark index due to factors such as fees and expenses incurred by the Fund.
Foreign exchange risk	The Fund assets are generally invested in foreign jurisdictions including Indonesia, Philippines, Singapore and Thailand such that a substantial portion of the income of the Fund will be received in a currency other than Ringgit Malaysia, the Fund's base currency. As a result, any fluctuations in the exchange rate of the relevant foreign currencies relative to Ringgit Malaysia will affect the NAV of the Fund. The Manager does not intend to hedge against such foreign currency exposure.
Units may trade at prices other than at the NAV of the Fund	The secondary market price of units may sometimes trade above or below the NAV of the Fund.

3-YEAR PERFORMANCE



Fund Performance % (Cumulative)

(%)	1M	3M	6M	YTD	1Y	3Y	5Y	**Since Inception
Price	-4.2%	-0.2%	-4.5%	-0.2%	-2.9%	-8.3%	-	-19.3%
NAV*	-2.4%	0.6%	-4.7%	0.6%	-1.3%	-7.6%	-	-19.0%
Index	-0.8%	2.5%	-3.5%	2.5%	0.2%	-3.7%	-	-15.5%

*Source: Novagni Analytics and Advisory Sdn. Bhd.

**Since 29 April 2015

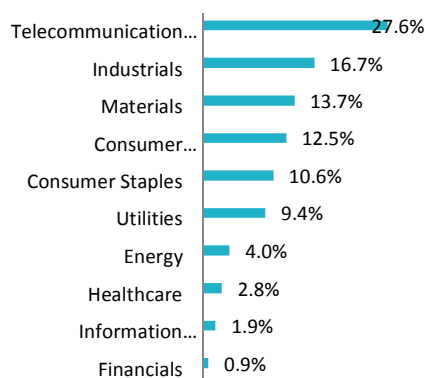
Income Distribution

YEAR	INTERIM (SEN)	FINAL (SEN)	TOTAL (SEN)
2018	-	1.99	1.99
2017	-	1.51	1.51
2016	-	2.34	2.34
2015	-	2.15	2.15

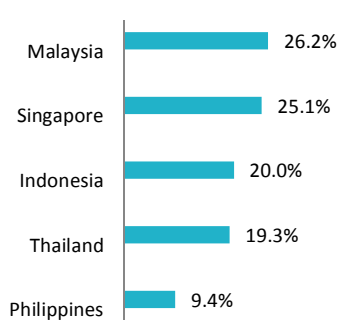
Top 10 Holdings

Rank	Company	Country
1.	SINGAPORE TELECOM	SINGAPORE
2.	TELEKOMUNIKASI INDONESIA	INDONESIA
3.	UNILEVER INDONESIA TBK PT	INDONESIA
4.	PETRONAS CHEMICALS GROUP	MALAYSIA
5.	PTT GLOBAL CHEMICAL	THAILAND
6.	COMFORTDELGRO CORP.	SINGAPORE
7.	MANILA ELECTRIC COMPANY	PHILIPPINES
8.	SATS LTD	SINGAPORE
9.	HOME PRODUCT CENTER	THAILAND
10.	SINGAPORE AIRLINES LTD	SINGAPORE

Sector Allocation***



Country Allocation



Who should I contact for further information or to lodge a complaint?

For further information or internal dispute resolution, you may contact our **Business Development** or **Compliance Officer** accordingly, at:

☎	phone	03-2093 7119
☎	fax	03-2094 7119
✉	email	info@ivcap.com.my
✉	letter	i-VCAP Management Sdn Bhd Level 9 Block B Plaza Zurich No 12 Jalan Gelenggang Bukit Damansara 50490 Kuala Lumpur

Our Business Development and Compliance Officer are available on Mondays to Fridays (except on Wilayah Persekutuan public holidays) from 8:30 a.m. to 5:30 p.m. (Malaysian time).

If you are dissatisfied with the outcome of the internal dispute resolution process, please refer your dispute to the **Securities Industry Dispute Resolution Corporation (SIDREC)** at the following contact:

☎	phone	03-2282 2280
☎	fax	03-2282 3855
✉	email	info@sidrec.com.my
✉	letter	Securities Industry Dispute Resolution Center (SIDREC) Unit A-9-1 Level 9 Tower A Menara UOA Bangsar No.5, Jalan Bangsar Utama 1 59000 Kuala Lumpur

You can also direct your complaint to the SC even if you have initiated a dispute resolution process with SIDREC. To make a complaint, please contact the **SC's Investor Affairs & Complaints Department** at:

☎	phone	03-6204 8999
☎	fax	03-6204 8991
✉	email	aduan@seccom.com.my
✉	online complaint form	www.sc.com.my
✉	letter	Investor Affairs & Complaints Department Securities Commission Malaysia No 3 Persiaran Bukit Kiara Bukit Kiara 50490 Kuala Lumpur

***GICS sector classifications.

All information is sourced from Bloomberg, Novagni Analytics & Advisory and i-VCAP

Disclaimer

The Fund is intended to be made available in Malaysia. We recommend that you read and understand the contents of the Prospectus for MyETF-MSEAD that has been registered with the Securities Commission dated 8 April 2015, who takes no responsibility for its contents, before investing. You may view the Prospectus at the Fund's website at www.myetf.com.my or obtain a printed copy of the Prospectus from i-VCAP Management Sdn Bhd's, Malaysia Issuing House's or Placement Agents' offices. Please consider the fees, charges and risks involved prior to investing. The unit price (including income distribution), if any, may rise or fall. Past performance of a fund is not an indicative of future performance. You are advised to seek independent advice and/or consult relevant laws, regulations and rules prior to investing. Any issue of units will only be made on receipt of an application form.

For more information on MyETF-MSEAD or the Benchmark Index, kindly contact i-VCAP Management Sdn Bhd at 03-2093 7119 or visit www.myetf.com.my